

Scaled data based on original data using  
LM-79-08 Approved Method: Electrical and Photometric Measurements of Solid-  
State Lighting Products

Test Report Prepared for  
Cooper Lighting Solutions  
(formerly Eaton)

Brand: LUMIERE

Report Number: G2-2410-241-3

Luminaire Tested: **1235-##-#-4LEDG2-120/12-CS**

Test Date: 2024-10-10

**Test Information**

Test Method: LM-79-08  
Report Number: G2-2410-241-3  
Test Lab: Cooper Lighting Solutions  
Test Date: 2024-10-10  
Issue Date: 10/10/2024  
Manufacturer: COOPER LIGHTING SOLUTIONS (FORMERLY EATON)  
Product Line: LUMIERE  
Catalog Number: 1235-##-#-4LEDG2-120/12-CS  
Description: Rio 1235, open face, frosted lens  
Light Source: -  
Ballast/Driver: -

**Summary**

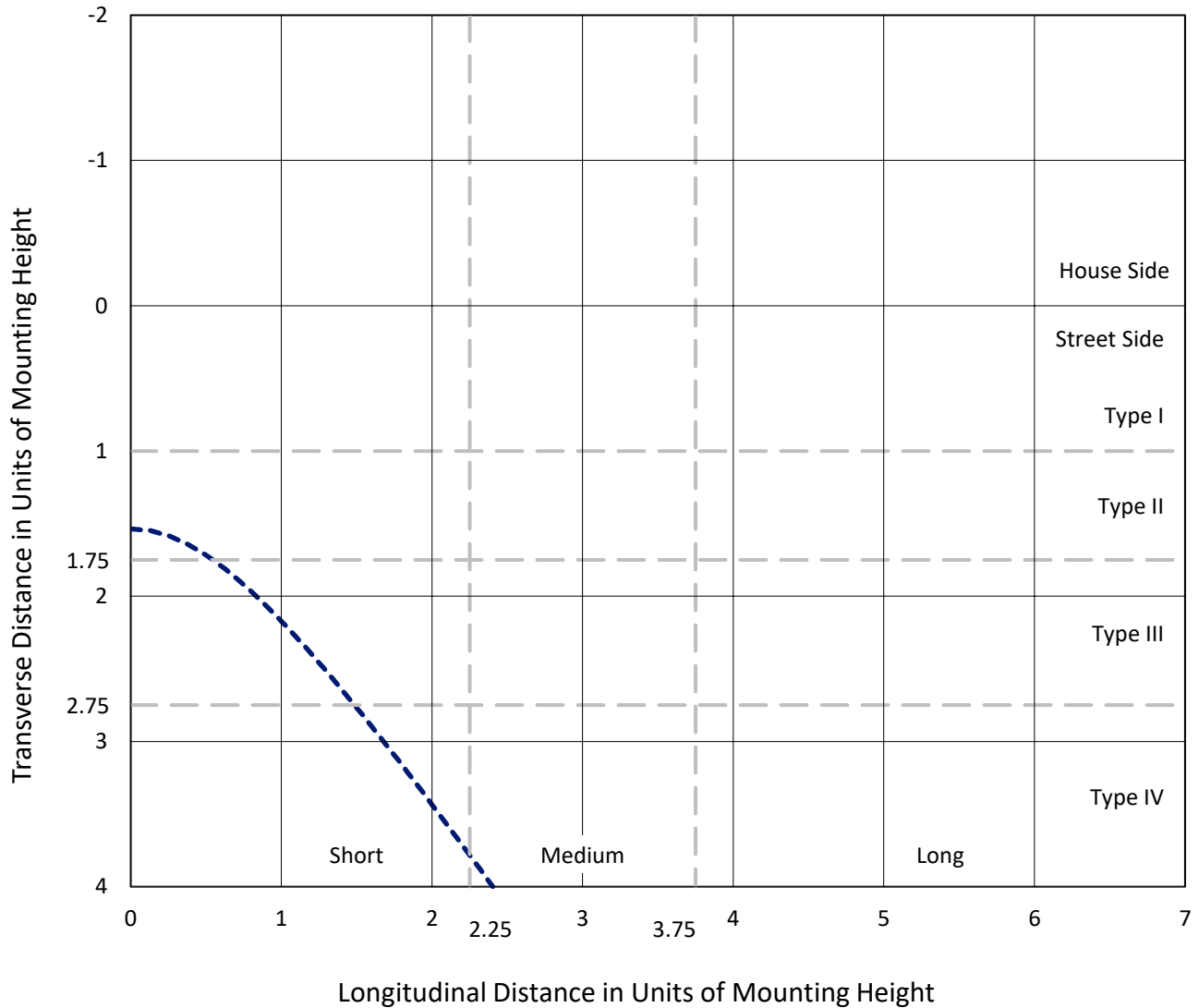
Lumens per Lamp: N/A  
Luminaire Lumens: 137.3 lumens  
Efficiency: N/A  
Efficacy: 23.6 lumens/watt  
Luminous Opening: Vertical Circle Facing Photometric Horizontal (Dia: 0.33')  
IES Classification: Type - Short  
BUG Rating: B0 - U2 - G1  
  
Input Watts (W): 5.83  
Input Voltage (V): 120.0  
Input Current (Ain): 0.0749  
Voltage Rise (V): NR  
Power Factor: 0.648  
Total Harmonic Distortion (THDi): 116%  
Frequency (hertz): 60  
Stabilization Time: 0.333 HR  
Operation Time: 3 HR  
Ambient Temperature (°C): 24.6  
Test Distance: 28.75 FT



REPORT NUMBER: G2-2410-241-3  
 CATALOG NUMBER: 1235-##-#-4LEDG2-120/12-CS

### Iso-Footcandle Lines of Horizontal Illumination

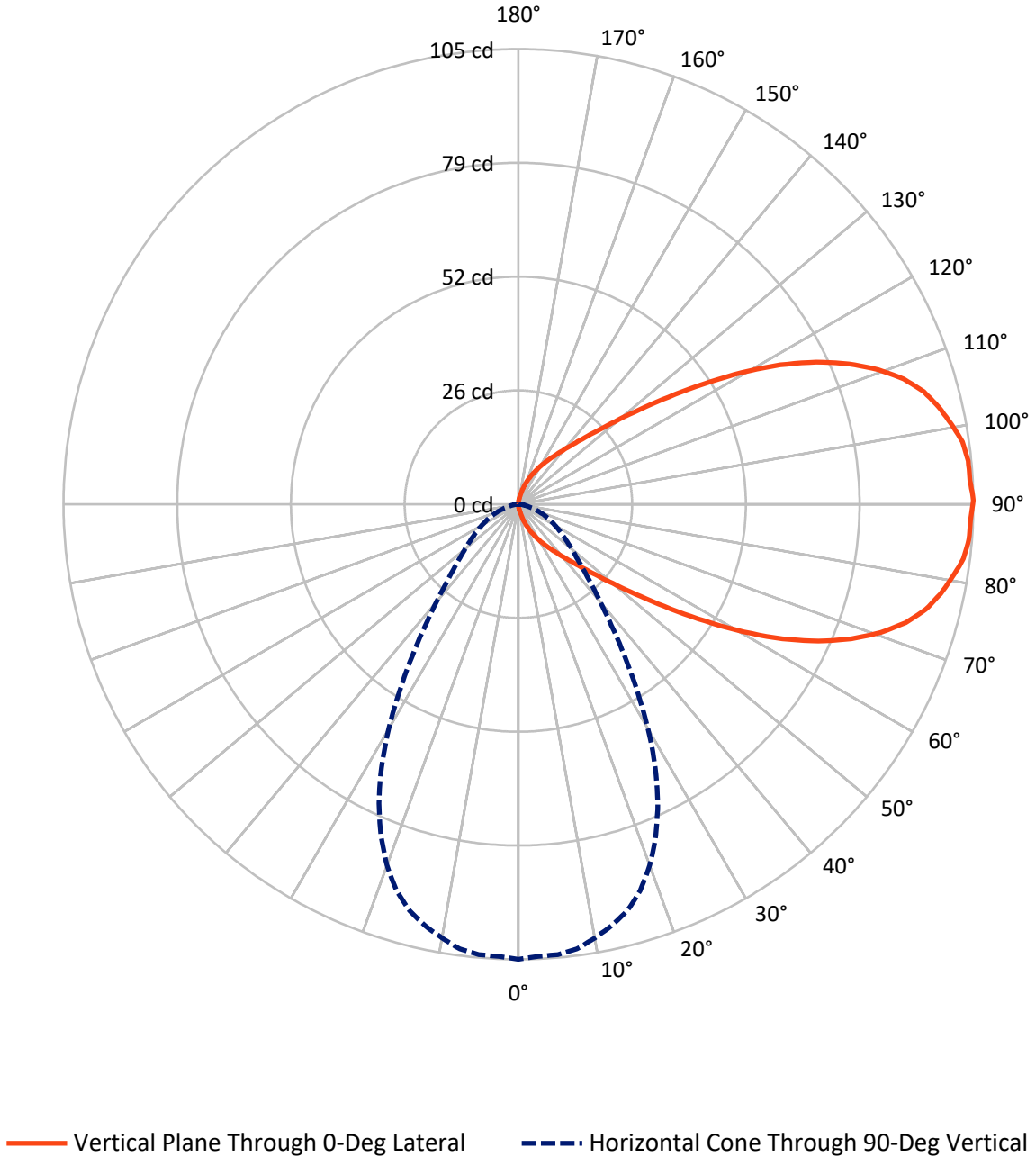
× Max cd  
 - - - 1/2 Max cd



Based on 25 foot mounting height. Maximum calculated value = 0 fc  
 Type - Short - N/A

REPORT NUMBER: G2-2410-241-3  
CATALOG NUMBER: 1235-##-#-4LEDG2-120/12-CS

### Luminous Intensity Polar Plot



REPORT NUMBER: G2-2410-241-3  
 CATALOG NUMBER: 1235-##-#-4LEDG2-120/12-CS

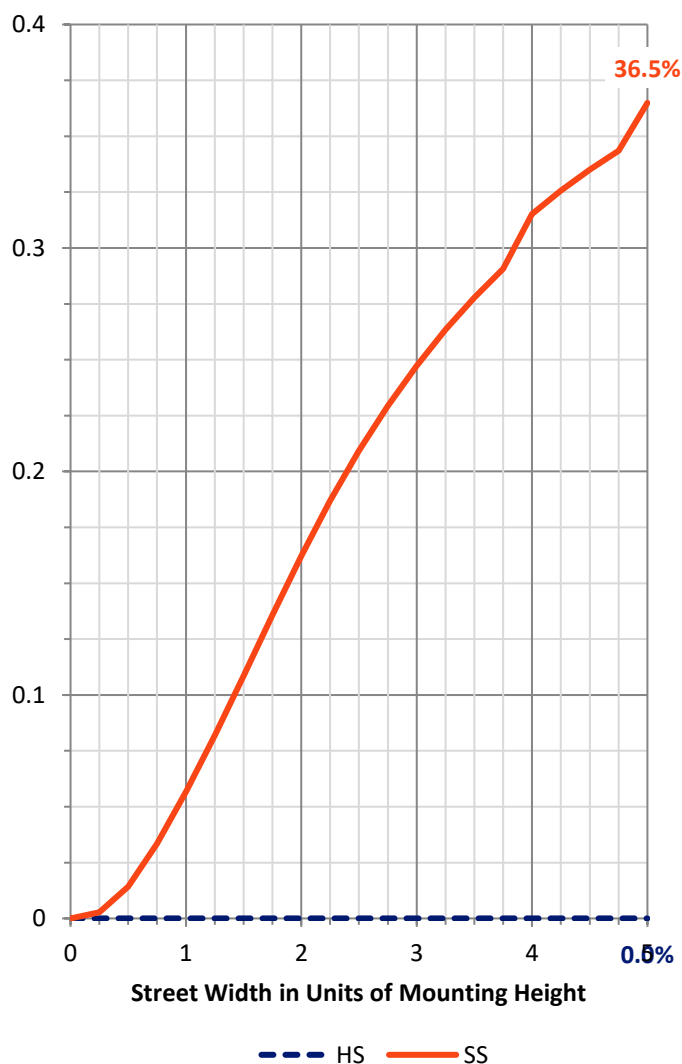
**FLUX DISTRIBUTION:**

		Downward	Upward	Total
<b>House Side</b>	Lumens	0.0	0.0	0.0
	% Fixture	0.0	0.0	0.0
<b>Street Side</b>	Lumens	68.7	68.7	137.3
	% Fixture	50.0	50.0	100.0
<b>Total</b>	Lumens	68.7	68.7	137.3
	% Fixture	50.0	50.0	100.0

**ZONAL LUMENS:**

Zone	Lumens	% Fixture
0°-10°	0.0	0.0
10°-20°	0.3	0.2
20°-30°	0.9	0.7
30°-40°	2.1	1.5
40°-50°	4.0	2.9
50°-60°	7.6	5.5
60°-70°	13.4	9.7
70°-80°	18.8	13.7
80°-90°	21.7	15.8
90°-100°	21.7	15.8
100°-110°	18.8	13.7
110°-120°	13.4	9.7
120°-130°	7.6	5.5
130°-140°	4.0	2.9
140°-150°	2.1	1.5
150°-160°	0.9	0.7
160°-170°	0.3	0.2
170°-180°	0.0	0.0
0°-90°	68.7	50.0
0°-180°	137.3	100.0

**Coefficient of Utilization**

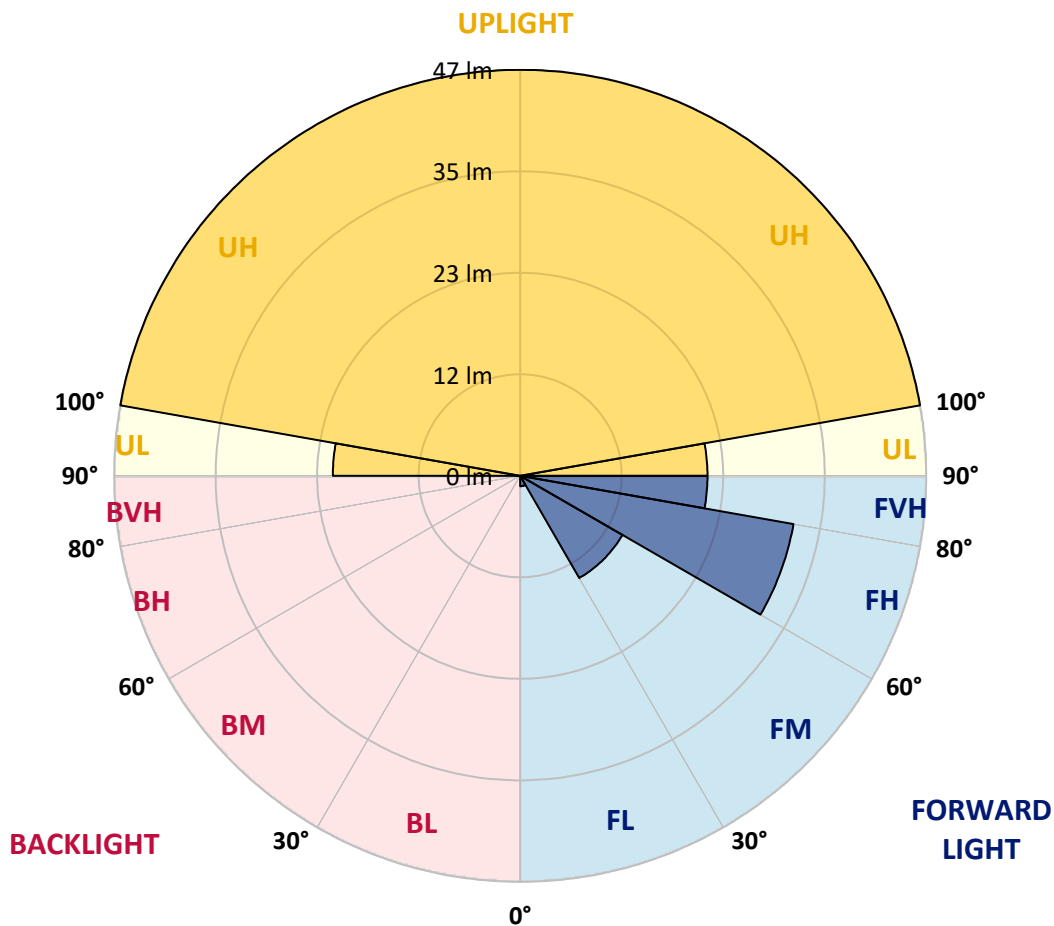


REPORT NUMBER: G2-2410-241-3  
 CATALOG NUMBER: 1235-##-#-4LEDG2-120/12-CS

**LUMINAIRE CLASSIFICATION SYSTEM LUMEN TABLE AND BUG RATING:**

Zone	Lumens	% Fixture	Zone Rating/Lumen Limit		
			B	U	G
FL (0°-30°)	1.2	0.9			
FM (30°-60°)	13.7	10.0			
FH (60°-80°)	32.1	23.4			G0/660
FVH (80°-90°)	21.7	15.8			G1/100
BL (0°-30°)	0.0	0.0	B0/110		
BM (30°-60°)	0.0	0.0	B0/220		
BH (60°-80°)	0.0	0.0	B0/110		G0/110
BVH (80°-90°)	0.0	0.0			G0/10
UL (90°-100°)	21.7	15.8		U2/50	
UH (100°-180°)	47.0	34.2		U2/50	

**BUG Rating: B0-U2-G1**  
 Type Short





REPORT NUMBER: G2-2410-241-3

CATALOG NUMBER: 1235-##-#-4LEDG2-120/12-CS

**CANDELA DISTRIBUTION (FULL):**

	0°	2.5°	5°	7.5°	10°	12.5°	15°	17.5°	20°	22.5°	25°
0°	0.0	0.0	0.0	0.0	0.0	0.0	0.0	0.0	0.0	0.0	0.0
2.5°	0.2	0.2	0.2	0.2	0.2	0.2	0.2	0.2	0.2	0.2	0.2
5°	0.6	0.6	0.6	0.6	0.6	0.6	0.6	0.6	0.6	0.5	0.5
7.5°	1.0	1.0	1.0	1.0	1.0	1.0	1.0	0.9	0.9	0.9	0.9
10°	1.6	1.6	1.6	1.6	1.6	1.5	1.5	1.5	1.5	1.4	1.4
12.5°	2.2	2.2	2.2	2.2	2.2	2.1	2.1	2.1	2.0	2.0	1.9
15°	3.1	3.1	3.1	3.1	3.0	3.0	2.9	2.8	2.8	2.7	2.6
17.5°	4.0	4.0	4.0	3.9	3.9	3.8	3.8	3.7	3.6	3.5	3.4
20°	5.1	5.1	5.1	5.0	5.0	4.9	4.8	4.7	4.5	4.4	4.2
22.5°	6.2	6.2	6.2	6.1	6.0	6.0	5.8	5.7	5.6	5.4	5.2
25°	7.4	7.4	7.4	7.3	7.2	7.1	7.0	6.8	6.6	6.4	6.2
27.5°	8.5	8.5	8.5	8.4	8.3	8.2	8.1	7.9	7.7	7.5	7.3
30°	9.8	9.8	9.7	9.7	9.5	9.4	9.2	9.0	8.8	8.5	8.3
32.5°	11.1	11.1	11.0	10.9	10.8	10.7	10.5	10.2	10.0	9.7	9.4
35°	12.5	12.5	12.4	12.3	12.2	12.0	11.7	11.5	11.2	10.8	10.5
37.5°	14.1	14.1	14.0	13.9	13.7	13.4	13.2	12.8	12.4	12.1	11.7
40°	16.0	16.0	15.9	15.7	15.4	15.1	14.8	14.3	13.9	13.4	12.9
42.5°	18.2	18.2	18.0	17.8	17.5	17.1	16.6	16.1	15.6	15.0	14.3
45°	21.0	21.0	20.8	20.5	20.0	19.5	18.8	18.2	17.4	16.7	15.9
47.5°	24.6	24.6	24.3	23.8	23.2	22.5	21.6	20.6	19.7	18.7	17.7
50°	29.3	29.3	28.8	28.2	27.4	26.3	25.0	23.8	22.5	21.1	19.8
52.5°	35.2	35.2	34.5	33.7	32.6	31.1	29.4	27.7	25.9	24.1	22.4
55°	42.5	42.5	41.6	40.5	38.9	37.0	34.7	32.5	30.1	27.8	25.4
57.5°	50.8	50.8	49.7	48.3	46.3	43.9	41.2	38.3	35.2	32.1	29.0
60°	59.7	59.7	58.4	56.7	54.4	51.6	48.4	44.8	40.9	37.1	33.3
62.5°	68.3	67.9	66.9	65.1	62.7	59.7	56.0	51.8	47.4	42.6	38.1
65°	76.0	75.6	74.6	72.8	70.4	67.4	63.5	59.0	54.0	48.7	43.2
67.5°	82.7	82.3	81.3	79.6	77.3	74.2	70.4	65.8	60.5	54.7	48.7
70°	88.5	88.2	87.1	85.5	83.2	80.2	76.5	71.9	66.6	60.5	54.0
72.5°	93.3	93.0	92.0	90.4	88.5	85.3	81.6	77.2	71.9	65.8	59.0
75°	96.9	96.6	95.8	94.4	92.4	89.6	86.0	81.6	76.5	70.4	63.5
77.5°	99.4	99.2	98.5	97.4	95.5	93.1	89.6	85.3	80.2	74.2	67.4
80°	101.4	101.2	100.5	99.4	97.8	95.5	92.4	88.5	83.2	77.3	70.4
82.5°	103.3	103.0	102.2	100.9	99.4	97.4	94.4	90.4	85.5	79.6	72.8
85°	104.1	103.9	103.4	102.2	100.5	98.5	95.8	92.0	87.1	81.3	74.6
87.5°	104.2	104.2	103.9	103.0	101.2	99.2	96.6	93.0	88.2	82.3	75.6
90°	104.8	104.2	104.1	103.3	101.4	99.4	96.9	93.3	88.5	82.7	76.0
92.5°	104.2	104.2	103.9	103.0	101.2	99.2	96.6	93.0	88.2	82.3	75.6
95°	104.1	103.9	103.4	102.2	100.5	98.5	95.8	92.0	87.1	81.3	74.6
97.5°	103.3	103.0	102.2	100.9	99.4	97.4	94.4	90.4	85.5	79.6	72.8
100°	101.4	101.2	100.5	99.4	97.8	95.5	92.4	88.5	83.2	77.3	70.4
102.5°	99.4	99.2	98.5	97.4	95.5	93.1	89.6	85.3	80.2	74.2	67.4
105°	96.9	96.6	95.8	94.4	92.4	89.6	86.0	81.6	76.5	70.4	63.5
107.5°	93.3	93.0	92.0	90.4	88.5	85.3	81.6	77.2	71.9	65.8	59.0
110°	88.5	88.2	87.1	85.5	83.2	80.2	76.5	71.9	66.6	60.5	54.0



REPORT NUMBER: G2-2410-241-3  
 CATALOG NUMBER: 1235-##-#-4LEDG2-120/12-CS

**CANDELA DISTRIBUTION (continued):**

	0°	2.5°	5°	7.5°	10°	12.5°	15°	17.5°	20°	22.5°	25°
112.5°	82.7	82.3	81.3	79.6	77.3	74.2	70.4	65.8	60.5	54.7	48.7
115°	76.0	75.6	74.6	72.8	70.4	67.4	63.5	59.0	54.0	48.7	43.2
117.5°	68.3	67.9	66.9	65.1	62.7	59.7	56.0	51.8	47.4	42.6	38.1
120°	59.7	59.7	58.4	56.7	54.4	51.6	48.4	44.8	40.9	37.1	33.3
122.5°	50.8	50.8	49.7	48.3	46.3	43.9	41.2	38.3	35.2	32.1	29.0
125°	42.5	42.5	41.6	40.5	38.9	37.0	34.7	32.5	30.1	27.8	25.4
127.5°	35.2	35.2	34.5	33.7	32.6	31.1	29.4	27.7	25.9	24.1	22.4
130°	29.3	29.3	28.8	28.2	27.4	26.3	25.0	23.8	22.5	21.1	19.8
132.5°	24.6	24.6	24.3	23.8	23.2	22.5	21.6	20.6	19.7	18.7	17.7
135°	21.0	21.0	20.8	20.5	20.0	19.5	18.8	18.2	17.4	16.7	15.9
137.5°	18.2	18.2	18.0	17.8	17.5	17.1	16.6	16.1	15.6	15.0	14.3
140°	16.0	16.0	15.9	15.7	15.4	15.1	14.8	14.3	13.9	13.4	12.9
142.5°	14.1	14.1	14.0	13.9	13.7	13.4	13.2	12.8	12.4	12.1	11.7
145°	12.5	12.5	12.4	12.3	12.2	12.0	11.7	11.5	11.2	10.8	10.5
147.5°	11.1	11.1	11.0	10.9	10.8	10.7	10.5	10.2	10.0	9.7	9.4
150°	9.8	9.8	9.7	9.7	9.5	9.4	9.2	9.0	8.8	8.5	8.3
152.5°	8.5	8.5	8.5	8.4	8.3	8.2	8.1	7.9	7.7	7.5	7.3
155°	7.4	7.4	7.4	7.3	7.2	7.1	7.0	6.8	6.6	6.4	6.2
157.5°	6.2	6.2	6.2	6.1	6.0	6.0	5.8	5.7	5.6	5.4	5.2
160°	5.1	5.1	5.1	5.0	5.0	4.9	4.8	4.7	4.5	4.4	4.2
162.5°	4.0	4.0	4.0	3.9	3.9	3.8	3.8	3.7	3.6	3.5	3.4
165°	3.1	3.1	3.1	3.1	3.0	3.0	2.9	2.8	2.8	2.7	2.6
167.5°	2.2	2.2	2.2	2.2	2.2	2.1	2.1	2.1	2.0	2.0	1.9
170°	1.6	1.6	1.6	1.6	1.6	1.5	1.5	1.5	1.5	1.4	1.4
172.5°	1.0	1.0	1.0	1.0	1.0	1.0	1.0	0.9	0.9	0.9	0.9
175°	0.6	0.6	0.6	0.6	0.6	0.6	0.6	0.6	0.6	0.5	0.5
177.5°	0.2	0.2	0.2	0.2	0.2	0.2	0.2	0.2	0.2	0.2	0.2
180°	0.0	0.0	0.0	0.0	0.0	0.0	0.0	0.0	0.0	0.0	0.0





REPORT NUMBER: G2-2410-241-3

CATALOG NUMBER: 1235-##-#-4LEDG2-120/12-CS

**CANDELA DISTRIBUTION (continued):**

	27.5°	30°	32.5°	35°	37.5°	40°	42.5°	45°	47.5°	50°	52.5°
0°	0.0	0.0	0.0	0.0	0.0	0.0	0.0	0.0	0.0	0.0	0.0
2.5°	0.2	0.2	0.2	0.2	0.2	0.2	0.1	0.1	0.1	0.1	0.1
5°	0.5	0.5	0.5	0.5	0.4	0.4	0.4	0.4	0.3	0.3	0.3
7.5°	0.9	0.8	0.8	0.8	0.8	0.7	0.7	0.6	0.6	0.6	0.5
10°	1.3	1.3	1.2	1.2	1.1	1.0	1.0	0.9	0.9	0.8	0.8
12.5°	1.9	1.8	1.7	1.7	1.6	1.5	1.4	1.3	1.2	1.1	1.0
15°	2.5	2.4	2.2	2.1	2.0	1.9	1.8	1.7	1.6	1.5	1.4
17.5°	3.3	3.1	3.0	2.8	2.7	2.5	2.3	2.1	2.0	1.9	1.7
20°	4.1	3.9	3.7	3.6	3.4	3.2	3.0	2.7	2.5	2.3	2.1
22.5°	5.0	4.8	4.6	4.3	4.1	3.8	3.6	3.4	3.1	2.8	2.5
25°	6.0	5.7	5.5	5.2	4.9	4.6	4.3	4.0	3.7	3.4	3.1
27.5°	7.0	6.7	6.4	6.1	5.8	5.4	5.1	4.7	4.3	3.9	3.6
30°	8.0	7.7	7.4	7.0	6.6	6.2	5.8	5.4	5.0	4.5	4.1
32.5°	9.0	8.6	8.3	7.9	7.5	7.1	6.6	6.1	5.7	5.2	4.7
35°	10.1	9.7	9.2	8.8	8.3	7.9	7.4	6.9	6.3	5.8	5.3
37.5°	11.2	10.7	10.3	9.8	9.2	8.7	8.1	7.6	7.1	6.5	5.9
40°	12.4	11.8	11.3	10.7	10.1	9.5	8.9	8.3	7.7	7.1	6.5
42.5°	13.7	13.0	12.4	11.7	11.1	10.4	9.7	9.0	8.3	7.7	7.1
45°	15.1	14.3	13.5	12.8	12.0	11.3	10.5	9.8	9.0	8.3	7.6
47.5°	16.7	15.8	14.8	13.9	13.0	12.2	11.3	10.5	9.7	8.9	8.1
50°	18.5	17.4	16.2	15.1	14.1	13.1	12.2	11.3	10.4	9.5	8.7
52.5°	20.7	19.2	17.8	16.5	15.2	14.1	13.0	12.0	11.1	10.1	9.2
55°	23.3	21.3	19.5	17.9	16.5	15.1	13.9	12.8	11.7	10.7	9.8
57.5°	26.3	23.8	21.5	19.5	17.8	16.2	14.8	13.5	12.4	11.3	10.3
60°	29.7	26.6	23.8	21.3	19.2	17.4	15.8	14.3	13.0	11.8	10.7
62.5°	33.8	29.7	26.3	23.3	20.7	18.5	16.7	15.1	13.7	12.4	11.2
65°	38.1	33.3	29.0	25.4	22.4	19.8	17.7	15.9	14.3	12.9	11.7
67.5°	42.6	37.1	32.1	27.8	24.1	21.1	18.7	16.7	15.0	13.4	12.1
70°	47.4	40.9	35.2	30.1	25.9	22.5	19.7	17.4	15.6	13.9	12.4
72.5°	51.8	44.8	38.3	32.5	27.7	23.8	20.6	18.2	16.1	14.3	12.8
75°	56.0	48.4	41.2	34.7	29.4	25.0	21.6	18.8	16.6	14.8	13.2
77.5°	59.7	51.6	43.9	37.0	31.1	26.3	22.5	19.5	17.1	15.1	13.4
80°	62.7	54.4	46.3	38.9	32.6	27.4	23.2	20.0	17.5	15.4	13.7
82.5°	65.1	56.7	48.3	40.5	33.7	28.2	23.8	20.5	17.8	15.7	13.9
85°	66.9	58.4	49.7	41.6	34.5	28.8	24.3	20.8	18.0	15.9	14.0
87.5°	67.9	59.7	50.8	42.5	35.2	29.3	24.6	21.0	18.2	16.0	14.1
90°	68.3	59.7	50.8	42.5	35.2	29.3	24.6	21.0	18.2	16.0	14.1
92.5°	67.9	59.7	50.8	42.5	35.2	29.3	24.6	21.0	18.2	16.0	14.1
95°	66.9	58.4	49.7	41.6	34.5	28.8	24.3	20.8	18.0	15.9	14.0
97.5°	65.1	56.7	48.3	40.5	33.7	28.2	23.8	20.5	17.8	15.7	13.9
100°	62.7	54.4	46.3	38.9	32.6	27.4	23.2	20.0	17.5	15.4	13.7
102.5°	59.7	51.6	43.9	37.0	31.1	26.3	22.5	19.5	17.1	15.1	13.4
105°	56.0	48.4	41.2	34.7	29.4	25.0	21.6	18.8	16.6	14.8	13.2
107.5°	51.8	44.8	38.3	32.5	27.7	23.8	20.6	18.2	16.1	14.3	12.8
110°	47.4	40.9	35.2	30.1	25.9	22.5	19.7	17.4	15.6	13.9	12.4



REPORT NUMBER: G2-2410-241-3  
 CATALOG NUMBER: 1235-##-#-4LEDG2-120/12-CS

**CANDELA DISTRIBUTION (continued):**

	27.5°	30°	32.5°	35°	37.5°	40°	42.5°	45°	47.5°	50°	52.5°
112.5°	42.6	37.1	32.1	27.8	24.1	21.1	18.7	16.7	15.0	13.4	12.1
115°	38.1	33.3	29.0	25.4	22.4	19.8	17.7	15.9	14.3	12.9	11.7
117.5°	33.8	29.7	26.3	23.3	20.7	18.5	16.7	15.1	13.7	12.4	11.2
120°	29.7	26.6	23.8	21.3	19.2	17.4	15.8	14.3	13.0	11.8	10.7
122.5°	26.3	23.8	21.5	19.5	17.8	16.2	14.8	13.5	12.4	11.3	10.3
125°	23.3	21.3	19.5	17.9	16.5	15.1	13.9	12.8	11.7	10.7	9.8
127.5°	20.7	19.2	17.8	16.5	15.2	14.1	13.0	12.0	11.1	10.1	9.2
130°	18.5	17.4	16.2	15.1	14.1	13.1	12.2	11.3	10.4	9.5	8.7
132.5°	16.7	15.8	14.8	13.9	13.0	12.2	11.3	10.5	9.7	8.9	8.1
135°	15.1	14.3	13.5	12.8	12.0	11.3	10.5	9.8	9.0	8.3	7.6
137.5°	13.7	13.0	12.4	11.7	11.1	10.4	9.7	9.0	8.3	7.7	7.1
140°	12.4	11.8	11.3	10.7	10.1	9.5	8.9	8.3	7.7	7.1	6.5
142.5°	11.2	10.7	10.3	9.8	9.2	8.7	8.1	7.6	7.1	6.5	5.9
145°	10.1	9.7	9.2	8.8	8.3	7.9	7.4	6.9	6.3	5.8	5.3
147.5°	9.0	8.6	8.3	7.9	7.5	7.1	6.6	6.1	5.7	5.2	4.7
150°	8.0	7.7	7.4	7.0	6.6	6.2	5.8	5.4	5.0	4.5	4.1
152.5°	7.0	6.7	6.4	6.1	5.8	5.4	5.1	4.7	4.3	3.9	3.6
155°	6.0	5.7	5.5	5.2	4.9	4.6	4.3	4.0	3.7	3.4	3.1
157.5°	5.0	4.8	4.6	4.3	4.1	3.8	3.6	3.4	3.1	2.8	2.5
160°	4.1	3.9	3.7	3.6	3.4	3.2	3.0	2.7	2.5	2.3	2.1
162.5°	3.3	3.1	3.0	2.8	2.7	2.5	2.3	2.1	2.0	1.9	1.7
165°	2.5	2.4	2.2	2.1	2.0	1.9	1.8	1.7	1.6	1.5	1.4
167.5°	1.9	1.8	1.7	1.7	1.6	1.5	1.4	1.3	1.2	1.1	1.0
170°	1.3	1.3	1.2	1.2	1.1	1.0	1.0	0.9	0.9	0.8	0.8
172.5°	0.9	0.8	0.8	0.8	0.8	0.7	0.7	0.6	0.6	0.6	0.5
175°	0.5	0.5	0.5	0.5	0.4	0.4	0.4	0.4	0.3	0.3	0.3
177.5°	0.2	0.2	0.2	0.2	0.2	0.2	0.1	0.1	0.1	0.1	0.1
180°	0.0	0.0	0.0	0.0	0.0	0.0	0.0	0.0	0.0	0.0	0.0



REPORT NUMBER: G2-2410-241-3

CATALOG NUMBER: 1235-##-#-4LEDG2-120/12-CS

**CANDELA DISTRIBUTION (continued):**

	55°	57.5°	60°	62.5°	65°	67.5°	70°	72.5°	75°	77.5°	80°
0°	0.0	0.0	0.0	0.0	0.0	0.0	0.0	0.0	0.0	0.0	0.0
2.5°	0.1	0.1	0.1	0.1	0.1	0.1	0.1	0.1	0.1	0.0	0.0
5°	0.3	0.2	0.2	0.2	0.2	0.2	0.1	0.1	0.1	0.1	0.1
7.5°	0.5	0.4	0.4	0.4	0.3	0.3	0.2	0.2	0.2	0.1	0.1
10°	0.7	0.7	0.6	0.5	0.5	0.4	0.3	0.3	0.2	0.2	0.1
12.5°	0.9	0.9	0.8	0.7	0.6	0.6	0.5	0.4	0.3	0.2	0.2
15°	1.2	1.1	1.0	0.9	0.8	0.7	0.6	0.5	0.4	0.3	0.2
17.5°	1.6	1.4	1.3	1.1	1.0	0.9	0.7	0.6	0.5	0.4	0.3
20°	1.9	1.7	1.6	1.4	1.2	1.0	0.9	0.7	0.6	0.5	0.3
22.5°	2.3	2.0	1.8	1.6	1.4	1.2	1.0	0.9	0.7	0.6	0.4
25°	2.8	2.4	2.1	1.9	1.7	1.4	1.2	1.0	0.8	0.6	0.5
27.5°	3.2	2.9	2.5	2.2	1.9	1.6	1.4	1.1	0.9	0.7	0.5
30°	3.7	3.3	2.9	2.5	2.1	1.8	1.6	1.3	1.0	0.8	0.6
32.5°	4.2	3.7	3.3	2.9	2.4	2.0	1.7	1.4	1.1	0.9	0.7
35°	4.8	4.2	3.7	3.2	2.8	2.3	1.9	1.6	1.2	0.9	0.7
37.5°	5.3	4.7	4.1	3.6	3.1	2.5	2.1	1.7	1.4	1.0	0.8
40°	5.8	5.2	4.5	3.9	3.4	2.8	2.3	1.9	1.5	1.1	0.8
42.5°	6.3	5.7	5.0	4.3	3.7	3.1	2.5	2.0	1.6	1.2	0.9
45°	6.9	6.1	5.4	4.7	4.0	3.4	2.7	2.1	1.7	1.3	0.9
47.5°	7.4	6.6	5.8	5.1	4.3	3.6	3.0	2.3	1.8	1.4	1.0
50°	7.9	7.1	6.2	5.4	4.6	3.8	3.2	2.5	1.9	1.5	1.0
52.5°	8.3	7.5	6.6	5.8	4.9	4.1	3.4	2.7	2.0	1.6	1.1
55°	8.8	7.9	7.0	6.1	5.2	4.3	3.6	2.8	2.1	1.7	1.2
57.5°	9.2	8.3	7.4	6.4	5.5	4.6	3.7	3.0	2.2	1.7	1.2
60°	9.7	8.6	7.7	6.7	5.7	4.8	3.9	3.1	2.4	1.8	1.3
62.5°	10.1	9.0	8.0	7.0	6.0	5.0	4.1	3.3	2.5	1.9	1.3
65°	10.5	9.4	8.3	7.3	6.2	5.2	4.2	3.4	2.6	1.9	1.4
67.5°	10.8	9.7	8.5	7.5	6.4	5.4	4.4	3.5	2.7	2.0	1.4
70°	11.2	10.0	8.8	7.7	6.6	5.6	4.5	3.6	2.8	2.0	1.5
72.5°	11.5	10.2	9.0	7.9	6.8	5.7	4.7	3.7	2.8	2.1	1.5
75°	11.7	10.5	9.2	8.1	7.0	5.8	4.8	3.8	2.9	2.1	1.5
77.5°	12.0	10.7	9.4	8.2	7.1	6.0	4.9	3.8	3.0	2.1	1.5
80°	12.2	10.8	9.5	8.3	7.2	6.0	5.0	3.9	3.0	2.2	1.6
82.5°	12.3	10.9	9.7	8.4	7.3	6.1	5.0	3.9	3.1	2.2	1.6
85°	12.4	11.0	9.7	8.5	7.4	6.2	5.1	4.0	3.1	2.2	1.6
87.5°	12.5	11.1	9.8	8.5	7.4	6.2	5.1	4.0	3.1	2.2	1.6
90°	12.5	11.1	9.8	8.5	7.4	6.2	5.1	4.0	3.1	2.2	1.6
92.5°	12.5	11.1	9.8	8.5	7.4	6.2	5.1	4.0	3.1	2.2	1.6
95°	12.4	11.0	9.7	8.5	7.4	6.2	5.1	4.0	3.1	2.2	1.6
97.5°	12.3	10.9	9.7	8.4	7.3	6.1	5.0	3.9	3.1	2.2	1.6
100°	12.2	10.8	9.5	8.3	7.2	6.0	5.0	3.9	3.0	2.2	1.6
102.5°	12.0	10.7	9.4	8.2	7.1	6.0	4.9	3.8	3.0	2.1	1.5
105°	11.7	10.5	9.2	8.1	7.0	5.8	4.8	3.8	2.9	2.1	1.5
107.5°	11.5	10.2	9.0	7.9	6.8	5.7	4.7	3.7	2.8	2.1	1.5
110°	11.2	10.0	8.8	7.7	6.6	5.6	4.5	3.6	2.8	2.0	1.5



REPORT NUMBER: G2-2410-241-3  
 CATALOG NUMBER: 1235-##-#-4LEDG2-120/12-CS

**CANDELA DISTRIBUTION (continued):**

	55°	57.5°	60°	62.5°	65°	67.5°	70°	72.5°	75°	77.5°	80°
112.5°	10.8	9.7	8.5	7.5	6.4	5.4	4.4	3.5	2.7	2.0	1.4
115°	10.5	9.4	8.3	7.3	6.2	5.2	4.2	3.4	2.6	1.9	1.4
117.5°	10.1	9.0	8.0	7.0	6.0	5.0	4.1	3.3	2.5	1.9	1.3
120°	9.7	8.6	7.7	6.7	5.7	4.8	3.9	3.1	2.4	1.8	1.3
122.5°	9.2	8.3	7.4	6.4	5.5	4.6	3.7	3.0	2.2	1.7	1.2
125°	8.8	7.9	7.0	6.1	5.2	4.3	3.6	2.8	2.1	1.7	1.2
127.5°	8.3	7.5	6.6	5.8	4.9	4.1	3.4	2.7	2.0	1.6	1.1
130°	7.9	7.1	6.2	5.4	4.6	3.8	3.2	2.5	1.9	1.5	1.0
132.5°	7.4	6.6	5.8	5.1	4.3	3.6	3.0	2.3	1.8	1.4	1.0
135°	6.9	6.1	5.4	4.7	4.0	3.4	2.7	2.1	1.7	1.3	0.9
137.5°	6.3	5.7	5.0	4.3	3.7	3.1	2.5	2.0	1.6	1.2	0.9
140°	5.8	5.2	4.5	3.9	3.4	2.8	2.3	1.9	1.5	1.1	0.8
142.5°	5.3	4.7	4.1	3.6	3.1	2.5	2.1	1.7	1.4	1.0	0.8
145°	4.8	4.2	3.7	3.2	2.8	2.3	1.9	1.6	1.2	0.9	0.7
147.5°	4.2	3.7	3.3	2.9	2.4	2.0	1.7	1.4	1.1	0.9	0.7
150°	3.7	3.3	2.9	2.5	2.1	1.8	1.6	1.3	1.0	0.8	0.6
152.5°	3.2	2.9	2.5	2.2	1.9	1.6	1.4	1.1	0.9	0.7	0.5
155°	2.8	2.4	2.1	1.9	1.7	1.4	1.2	1.0	0.8	0.6	0.5
157.5°	2.3	2.0	1.8	1.6	1.4	1.2	1.0	0.9	0.7	0.6	0.4
160°	1.9	1.7	1.6	1.4	1.2	1.0	0.9	0.7	0.6	0.5	0.3
162.5°	1.6	1.4	1.3	1.1	1.0	0.9	0.7	0.6	0.5	0.4	0.3
165°	1.2	1.1	1.0	0.9	0.8	0.7	0.6	0.5	0.4	0.3	0.2
167.5°	0.9	0.9	0.8	0.7	0.6	0.6	0.5	0.4	0.3	0.2	0.2
170°	0.7	0.7	0.6	0.5	0.5	0.4	0.3	0.3	0.2	0.2	0.1
172.5°	0.5	0.4	0.4	0.4	0.3	0.3	0.2	0.2	0.2	0.1	0.1
175°	0.3	0.2	0.2	0.2	0.2	0.2	0.1	0.1	0.1	0.1	0.1
177.5°	0.1	0.1	0.1	0.1	0.1	0.1	0.1	0.1	0.1	0.0	0.0
180°	0.0	0.0	0.0	0.0	0.0	0.0	0.0	0.0	0.0	0.0	0.0



REPORT NUMBER: G2-2410-241-3  
 CATALOG NUMBER: 1235-##-#-4LEDG2-120/12-CS

**CANDELA DISTRIBUTION (continued):**

	82.5°	85°	87.5°	90°	92.5°	95°	97.5°	100°	102.5°	105°	107.5°
0°	0.0	0.0	0.0	0.0	0.0	0.0	0.0	0.0	0.0	0.0	0.0
2.5°	0.0	0.0	0.0	0.0	0.0	0.0	0.0	0.0	0.0	0.0	0.0
5°	0.1	0.0	0.0	0.0	0.0	0.0	0.0	0.0	0.0	0.0	0.0
7.5°	0.1	0.1	0.0	0.0	0.0	0.0	0.0	0.0	0.0	0.0	0.0
10°	0.1	0.1	0.0	0.0	0.0	0.0	0.0	0.0	0.0	0.0	0.0
12.5°	0.1	0.1	0.0	0.0	0.0	0.0	0.0	0.0	0.0	0.0	0.0
15°	0.2	0.1	0.1	0.0	0.0	0.0	0.0	0.0	0.0	0.0	0.0
17.5°	0.2	0.1	0.1	0.0	0.0	0.0	0.0	0.0	0.0	0.0	0.0
20°	0.2	0.1	0.1	0.0	0.0	0.0	0.0	0.0	0.0	0.0	0.0
22.5°	0.3	0.2	0.1	0.0	0.0	0.0	0.0	0.0	0.0	0.0	0.0
25°	0.3	0.2	0.1	0.0	0.0	0.0	0.0	0.0	0.0	0.0	0.0
27.5°	0.4	0.2	0.1	0.0	0.0	0.0	0.0	0.0	0.0	0.0	0.0
30°	0.4	0.2	0.1	0.0	0.0	0.0	0.0	0.0	0.0	0.0	0.0
32.5°	0.4	0.2	0.1	0.0	0.0	0.0	0.0	0.0	0.0	0.0	0.0
35°	0.5	0.3	0.1	0.0	0.0	0.0	0.0	0.0	0.0	0.0	0.0
37.5°	0.5	0.3	0.1	0.0	0.0	0.0	0.0	0.0	0.0	0.0	0.0
40°	0.6	0.3	0.1	0.0	0.0	0.0	0.0	0.0	0.0	0.0	0.0
42.5°	0.6	0.3	0.1	0.0	0.0	0.0	0.0	0.0	0.0	0.0	0.0
45°	0.6	0.4	0.1	0.0	0.0	0.0	0.0	0.0	0.0	0.0	0.0
47.5°	0.7	0.4	0.1	0.0	0.0	0.0	0.0	0.0	0.0	0.0	0.0
50°	0.7	0.4	0.2	0.0	0.0	0.0	0.0	0.0	0.0	0.0	0.0
52.5°	0.8	0.4	0.2	0.0	0.0	0.0	0.0	0.0	0.0	0.0	0.0
55°	0.8	0.5	0.2	0.0	0.0	0.0	0.0	0.0	0.0	0.0	0.0
57.5°	0.8	0.5	0.2	0.0	0.0	0.0	0.0	0.0	0.0	0.0	0.0
60°	0.8	0.5	0.2	0.0	0.0	0.0	0.0	0.0	0.0	0.0	0.0
62.5°	0.9	0.5	0.2	0.0	0.0	0.0	0.0	0.0	0.0	0.0	0.0
65°	0.9	0.5	0.2	0.0	0.0	0.0	0.0	0.0	0.0	0.0	0.0
67.5°	0.9	0.5	0.2	0.0	0.0	0.0	0.0	0.0	0.0	0.0	0.0
70°	0.9	0.6	0.2	0.0	0.0	0.0	0.0	0.0	0.0	0.0	0.0
72.5°	0.9	0.6	0.2	0.0	0.0	0.0	0.0	0.0	0.0	0.0	0.0
75°	1.0	0.6	0.2	0.0	0.0	0.0	0.0	0.0	0.0	0.0	0.0
77.5°	1.0	0.6	0.2	0.0	0.0	0.0	0.0	0.0	0.0	0.0	0.0
80°	1.0	0.6	0.2	0.0	0.0	0.0	0.0	0.0	0.0	0.0	0.0
82.5°	1.0	0.6	0.2	0.0	0.0	0.0	0.0	0.0	0.0	0.0	0.0
85°	1.0	0.6	0.2	0.0	0.0	0.0	0.0	0.0	0.0	0.0	0.0
87.5°	1.0	0.6	0.2	0.0	0.0	0.0	0.0	0.0	0.0	0.0	0.0
90°	1.0	0.6	0.2	0.0	0.0	0.0	0.0	0.0	0.0	0.0	0.0
92.5°	1.0	0.6	0.2	0.0	0.0	0.0	0.0	0.0	0.0	0.0	0.0
95°	1.0	0.6	0.2	0.0	0.0	0.0	0.0	0.0	0.0	0.0	0.0
97.5°	1.0	0.6	0.2	0.0	0.0	0.0	0.0	0.0	0.0	0.0	0.0
100°	1.0	0.6	0.2	0.0	0.0	0.0	0.0	0.0	0.0	0.0	0.0
102.5°	1.0	0.6	0.2	0.0	0.0	0.0	0.0	0.0	0.0	0.0	0.0
105°	1.0	0.6	0.2	0.0	0.0	0.0	0.0	0.0	0.0	0.0	0.0
107.5°	0.9	0.6	0.2	0.0	0.0	0.0	0.0	0.0	0.0	0.0	0.0
110°	0.9	0.6	0.2	0.0	0.0	0.0	0.0	0.0	0.0	0.0	0.0



REPORT NUMBER: G2-2410-241-3  
 CATALOG NUMBER: 1235-##-#-4LEDG2-120/12-CS

**CANDELA DISTRIBUTION (continued):**

	82.5°	85°	87.5°	90°	92.5°	95°	97.5°	100°	102.5°	105°	107.5°
112.5°	0.9	0.5	0.2	0.0	0.0	0.0	0.0	0.0	0.0	0.0	0.0
115°	0.9	0.5	0.2	0.0	0.0	0.0	0.0	0.0	0.0	0.0	0.0
117.5°	0.9	0.5	0.2	0.0	0.0	0.0	0.0	0.0	0.0	0.0	0.0
120°	0.8	0.5	0.2	0.0	0.0	0.0	0.0	0.0	0.0	0.0	0.0
122.5°	0.8	0.5	0.2	0.0	0.0	0.0	0.0	0.0	0.0	0.0	0.0
125°	0.8	0.5	0.2	0.0	0.0	0.0	0.0	0.0	0.0	0.0	0.0
127.5°	0.8	0.4	0.2	0.0	0.0	0.0	0.0	0.0	0.0	0.0	0.0
130°	0.7	0.4	0.2	0.0	0.0	0.0	0.0	0.0	0.0	0.0	0.0
132.5°	0.7	0.4	0.1	0.0	0.0	0.0	0.0	0.0	0.0	0.0	0.0
135°	0.6	0.4	0.1	0.0	0.0	0.0	0.0	0.0	0.0	0.0	0.0
137.5°	0.6	0.3	0.1	0.0	0.0	0.0	0.0	0.0	0.0	0.0	0.0
140°	0.6	0.3	0.1	0.0	0.0	0.0	0.0	0.0	0.0	0.0	0.0
142.5°	0.5	0.3	0.1	0.0	0.0	0.0	0.0	0.0	0.0	0.0	0.0
145°	0.5	0.3	0.1	0.0	0.0	0.0	0.0	0.0	0.0	0.0	0.0
147.5°	0.4	0.2	0.1	0.0	0.0	0.0	0.0	0.0	0.0	0.0	0.0
150°	0.4	0.2	0.1	0.0	0.0	0.0	0.0	0.0	0.0	0.0	0.0
152.5°	0.4	0.2	0.1	0.0	0.0	0.0	0.0	0.0	0.0	0.0	0.0
155°	0.3	0.2	0.1	0.0	0.0	0.0	0.0	0.0	0.0	0.0	0.0
157.5°	0.3	0.2	0.1	0.0	0.0	0.0	0.0	0.0	0.0	0.0	0.0
160°	0.2	0.1	0.1	0.0	0.0	0.0	0.0	0.0	0.0	0.0	0.0
162.5°	0.2	0.1	0.1	0.0	0.0	0.0	0.0	0.0	0.0	0.0	0.0
165°	0.2	0.1	0.1	0.0	0.0	0.0	0.0	0.0	0.0	0.0	0.0
167.5°	0.1	0.1	0.0	0.0	0.0	0.0	0.0	0.0	0.0	0.0	0.0
170°	0.1	0.1	0.0	0.0	0.0	0.0	0.0	0.0	0.0	0.0	0.0
172.5°	0.1	0.1	0.0	0.0	0.0	0.0	0.0	0.0	0.0	0.0	0.0
175°	0.1	0.0	0.0	0.0	0.0	0.0	0.0	0.0	0.0	0.0	0.0
177.5°	0.0	0.0	0.0	0.0	0.0	0.0	0.0	0.0	0.0	0.0	0.0
180°	0.0	0.0	0.0	0.0	0.0	0.0	0.0	0.0	0.0	0.0	0.0



REPORT NUMBER: G2-2410-241-3  
 CATALOG NUMBER: 1235-##-#-4LEDG2-120/12-CS

**CANDELA DISTRIBUTION (continued):**

	110°	112.5°	115°	117.5°	120°	122.5°	125°	127.5°	130°	132.5°	135°
0°	0.0	0.0	0.0	0.0	0.0	0.0	0.0	0.0	0.0	0.0	0.0
2.5°	0.0	0.0	0.0	0.0	0.0	0.0	0.0	0.0	0.0	0.0	0.0
5°	0.0	0.0	0.0	0.0	0.0	0.0	0.0	0.0	0.0	0.0	0.0
7.5°	0.0	0.0	0.0	0.0	0.0	0.0	0.0	0.0	0.0	0.0	0.0
10°	0.0	0.0	0.0	0.0	0.0	0.0	0.0	0.0	0.0	0.0	0.0
12.5°	0.0	0.0	0.0	0.0	0.0	0.0	0.0	0.0	0.0	0.0	0.0
15°	0.0	0.0	0.0	0.0	0.0	0.0	0.0	0.0	0.0	0.0	0.0
17.5°	0.0	0.0	0.0	0.0	0.0	0.0	0.0	0.0	0.0	0.0	0.0
20°	0.0	0.0	0.0	0.0	0.0	0.0	0.0	0.0	0.0	0.0	0.0
22.5°	0.0	0.0	0.0	0.0	0.0	0.0	0.0	0.0	0.0	0.0	0.0
25°	0.0	0.0	0.0	0.0	0.0	0.0	0.0	0.0	0.0	0.0	0.0
27.5°	0.0	0.0	0.0	0.0	0.0	0.0	0.0	0.0	0.0	0.0	0.0
30°	0.0	0.0	0.0	0.0	0.0	0.0	0.0	0.0	0.0	0.0	0.0
32.5°	0.0	0.0	0.0	0.0	0.0	0.0	0.0	0.0	0.0	0.0	0.0
35°	0.0	0.0	0.0	0.0	0.0	0.0	0.0	0.0	0.0	0.0	0.0
37.5°	0.0	0.0	0.0	0.0	0.0	0.0	0.0	0.0	0.0	0.0	0.0
40°	0.0	0.0	0.0	0.0	0.0	0.0	0.0	0.0	0.0	0.0	0.0
42.5°	0.0	0.0	0.0	0.0	0.0	0.0	0.0	0.0	0.0	0.0	0.0
45°	0.0	0.0	0.0	0.0	0.0	0.0	0.0	0.0	0.0	0.0	0.0
47.5°	0.0	0.0	0.0	0.0	0.0	0.0	0.0	0.0	0.0	0.0	0.0
50°	0.0	0.0	0.0	0.0	0.0	0.0	0.0	0.0	0.0	0.0	0.0
52.5°	0.0	0.0	0.0	0.0	0.0	0.0	0.0	0.0	0.0	0.0	0.0
55°	0.0	0.0	0.0	0.0	0.0	0.0	0.0	0.0	0.0	0.0	0.0
57.5°	0.0	0.0	0.0	0.0	0.0	0.0	0.0	0.0	0.0	0.0	0.0
60°	0.0	0.0	0.0	0.0	0.0	0.0	0.0	0.0	0.0	0.0	0.0
62.5°	0.0	0.0	0.0	0.0	0.0	0.0	0.0	0.0	0.0	0.0	0.0
65°	0.0	0.0	0.0	0.0	0.0	0.0	0.0	0.0	0.0	0.0	0.0
67.5°	0.0	0.0	0.0	0.0	0.0	0.0	0.0	0.0	0.0	0.0	0.0
70°	0.0	0.0	0.0	0.0	0.0	0.0	0.0	0.0	0.0	0.0	0.0
72.5°	0.0	0.0	0.0	0.0	0.0	0.0	0.0	0.0	0.0	0.0	0.0
75°	0.0	0.0	0.0	0.0	0.0	0.0	0.0	0.0	0.0	0.0	0.0
77.5°	0.0	0.0	0.0	0.0	0.0	0.0	0.0	0.0	0.0	0.0	0.0
80°	0.0	0.0	0.0	0.0	0.0	0.0	0.0	0.0	0.0	0.0	0.0
82.5°	0.0	0.0	0.0	0.0	0.0	0.0	0.0	0.0	0.0	0.0	0.0
85°	0.0	0.0	0.0	0.0	0.0	0.0	0.0	0.0	0.0	0.0	0.0
87.5°	0.0	0.0	0.0	0.0	0.0	0.0	0.0	0.0	0.0	0.0	0.0
90°	0.0	0.0	0.0	0.0	0.0	0.0	0.0	0.0	0.0	0.0	0.0
92.5°	0.0	0.0	0.0	0.0	0.0	0.0	0.0	0.0	0.0	0.0	0.0
95°	0.0	0.0	0.0	0.0	0.0	0.0	0.0	0.0	0.0	0.0	0.0
97.5°	0.0	0.0	0.0	0.0	0.0	0.0	0.0	0.0	0.0	0.0	0.0
100°	0.0	0.0	0.0	0.0	0.0	0.0	0.0	0.0	0.0	0.0	0.0
102.5°	0.0	0.0	0.0	0.0	0.0	0.0	0.0	0.0	0.0	0.0	0.0
105°	0.0	0.0	0.0	0.0	0.0	0.0	0.0	0.0	0.0	0.0	0.0
107.5°	0.0	0.0	0.0	0.0	0.0	0.0	0.0	0.0	0.0	0.0	0.0
110°	0.0	0.0	0.0	0.0	0.0	0.0	0.0	0.0	0.0	0.0	0.0



REPORT NUMBER: G2-2410-241-3  
 CATALOG NUMBER: 1235-##-#-4LEDG2-120/12-CS

**CANDELA DISTRIBUTION (continued):**

	110°	112.5°	115°	117.5°	120°	122.5°	125°	127.5°	130°	132.5°	135°
112.5°	0.0	0.0	0.0	0.0	0.0	0.0	0.0	0.0	0.0	0.0	0.0
115°	0.0	0.0	0.0	0.0	0.0	0.0	0.0	0.0	0.0	0.0	0.0
117.5°	0.0	0.0	0.0	0.0	0.0	0.0	0.0	0.0	0.0	0.0	0.0
120°	0.0	0.0	0.0	0.0	0.0	0.0	0.0	0.0	0.0	0.0	0.0
122.5°	0.0	0.0	0.0	0.0	0.0	0.0	0.0	0.0	0.0	0.0	0.0
125°	0.0	0.0	0.0	0.0	0.0	0.0	0.0	0.0	0.0	0.0	0.0
127.5°	0.0	0.0	0.0	0.0	0.0	0.0	0.0	0.0	0.0	0.0	0.0
130°	0.0	0.0	0.0	0.0	0.0	0.0	0.0	0.0	0.0	0.0	0.0
132.5°	0.0	0.0	0.0	0.0	0.0	0.0	0.0	0.0	0.0	0.0	0.0
135°	0.0	0.0	0.0	0.0	0.0	0.0	0.0	0.0	0.0	0.0	0.0
137.5°	0.0	0.0	0.0	0.0	0.0	0.0	0.0	0.0	0.0	0.0	0.0
140°	0.0	0.0	0.0	0.0	0.0	0.0	0.0	0.0	0.0	0.0	0.0
142.5°	0.0	0.0	0.0	0.0	0.0	0.0	0.0	0.0	0.0	0.0	0.0
145°	0.0	0.0	0.0	0.0	0.0	0.0	0.0	0.0	0.0	0.0	0.0
147.5°	0.0	0.0	0.0	0.0	0.0	0.0	0.0	0.0	0.0	0.0	0.0
150°	0.0	0.0	0.0	0.0	0.0	0.0	0.0	0.0	0.0	0.0	0.0
152.5°	0.0	0.0	0.0	0.0	0.0	0.0	0.0	0.0	0.0	0.0	0.0
155°	0.0	0.0	0.0	0.0	0.0	0.0	0.0	0.0	0.0	0.0	0.0
157.5°	0.0	0.0	0.0	0.0	0.0	0.0	0.0	0.0	0.0	0.0	0.0
160°	0.0	0.0	0.0	0.0	0.0	0.0	0.0	0.0	0.0	0.0	0.0
162.5°	0.0	0.0	0.0	0.0	0.0	0.0	0.0	0.0	0.0	0.0	0.0
165°	0.0	0.0	0.0	0.0	0.0	0.0	0.0	0.0	0.0	0.0	0.0
167.5°	0.0	0.0	0.0	0.0	0.0	0.0	0.0	0.0	0.0	0.0	0.0
170°	0.0	0.0	0.0	0.0	0.0	0.0	0.0	0.0	0.0	0.0	0.0
172.5°	0.0	0.0	0.0	0.0	0.0	0.0	0.0	0.0	0.0	0.0	0.0
175°	0.0	0.0	0.0	0.0	0.0	0.0	0.0	0.0	0.0	0.0	0.0
177.5°	0.0	0.0	0.0	0.0	0.0	0.0	0.0	0.0	0.0	0.0	0.0
180°	0.0	0.0	0.0	0.0	0.0	0.0	0.0	0.0	0.0	0.0	0.0





REPORT NUMBER: G2-2410-241-3  
 CATALOG NUMBER: 1235-##-#-4LEDG2-120/12-CS

**CANDELA DISTRIBUTION (continued):**

	137.5°	140°	142.5°	145°	147.5°	150°	152.5°	155°	157.5°	160°	162.5°
0°	0.0	0.0	0.0	0.0	0.0	0.0	0.0	0.0	0.0	0.0	0.0
2.5°	0.0	0.0	0.0	0.0	0.0	0.0	0.0	0.0	0.0	0.0	0.0
5°	0.0	0.0	0.0	0.0	0.0	0.0	0.0	0.0	0.0	0.0	0.0
7.5°	0.0	0.0	0.0	0.0	0.0	0.0	0.0	0.0	0.0	0.0	0.0
10°	0.0	0.0	0.0	0.0	0.0	0.0	0.0	0.0	0.0	0.0	0.0
12.5°	0.0	0.0	0.0	0.0	0.0	0.0	0.0	0.0	0.0	0.0	0.0
15°	0.0	0.0	0.0	0.0	0.0	0.0	0.0	0.0	0.0	0.0	0.0
17.5°	0.0	0.0	0.0	0.0	0.0	0.0	0.0	0.0	0.0	0.0	0.0
20°	0.0	0.0	0.0	0.0	0.0	0.0	0.0	0.0	0.0	0.0	0.0
22.5°	0.0	0.0	0.0	0.0	0.0	0.0	0.0	0.0	0.0	0.0	0.0
25°	0.0	0.0	0.0	0.0	0.0	0.0	0.0	0.0	0.0	0.0	0.0
27.5°	0.0	0.0	0.0	0.0	0.0	0.0	0.0	0.0	0.0	0.0	0.0
30°	0.0	0.0	0.0	0.0	0.0	0.0	0.0	0.0	0.0	0.0	0.0
32.5°	0.0	0.0	0.0	0.0	0.0	0.0	0.0	0.0	0.0	0.0	0.0
35°	0.0	0.0	0.0	0.0	0.0	0.0	0.0	0.0	0.0	0.0	0.0
37.5°	0.0	0.0	0.0	0.0	0.0	0.0	0.0	0.0	0.0	0.0	0.0
40°	0.0	0.0	0.0	0.0	0.0	0.0	0.0	0.0	0.0	0.0	0.0
42.5°	0.0	0.0	0.0	0.0	0.0	0.0	0.0	0.0	0.0	0.0	0.0
45°	0.0	0.0	0.0	0.0	0.0	0.0	0.0	0.0	0.0	0.0	0.0
47.5°	0.0	0.0	0.0	0.0	0.0	0.0	0.0	0.0	0.0	0.0	0.0
50°	0.0	0.0	0.0	0.0	0.0	0.0	0.0	0.0	0.0	0.0	0.0
52.5°	0.0	0.0	0.0	0.0	0.0	0.0	0.0	0.0	0.0	0.0	0.0
55°	0.0	0.0	0.0	0.0	0.0	0.0	0.0	0.0	0.0	0.0	0.0
57.5°	0.0	0.0	0.0	0.0	0.0	0.0	0.0	0.0	0.0	0.0	0.0
60°	0.0	0.0	0.0	0.0	0.0	0.0	0.0	0.0	0.0	0.0	0.0
62.5°	0.0	0.0	0.0	0.0	0.0	0.0	0.0	0.0	0.0	0.0	0.0
65°	0.0	0.0	0.0	0.0	0.0	0.0	0.0	0.0	0.0	0.0	0.0
67.5°	0.0	0.0	0.0	0.0	0.0	0.0	0.0	0.0	0.0	0.0	0.0
70°	0.0	0.0	0.0	0.0	0.0	0.0	0.0	0.0	0.0	0.0	0.0
72.5°	0.0	0.0	0.0	0.0	0.0	0.0	0.0	0.0	0.0	0.0	0.0
75°	0.0	0.0	0.0	0.0	0.0	0.0	0.0	0.0	0.0	0.0	0.0
77.5°	0.0	0.0	0.0	0.0	0.0	0.0	0.0	0.0	0.0	0.0	0.0
80°	0.0	0.0	0.0	0.0	0.0	0.0	0.0	0.0	0.0	0.0	0.0
82.5°	0.0	0.0	0.0	0.0	0.0	0.0	0.0	0.0	0.0	0.0	0.0
85°	0.0	0.0	0.0	0.0	0.0	0.0	0.0	0.0	0.0	0.0	0.0
87.5°	0.0	0.0	0.0	0.0	0.0	0.0	0.0	0.0	0.0	0.0	0.0
90°	0.0	0.0	0.0	0.0	0.0	0.0	0.0	0.0	0.0	0.0	0.0
92.5°	0.0	0.0	0.0	0.0	0.0	0.0	0.0	0.0	0.0	0.0	0.0
95°	0.0	0.0	0.0	0.0	0.0	0.0	0.0	0.0	0.0	0.0	0.0
97.5°	0.0	0.0	0.0	0.0	0.0	0.0	0.0	0.0	0.0	0.0	0.0
100°	0.0	0.0	0.0	0.0	0.0	0.0	0.0	0.0	0.0	0.0	0.0
102.5°	0.0	0.0	0.0	0.0	0.0	0.0	0.0	0.0	0.0	0.0	0.0
105°	0.0	0.0	0.0	0.0	0.0	0.0	0.0	0.0	0.0	0.0	0.0
107.5°	0.0	0.0	0.0	0.0	0.0	0.0	0.0	0.0	0.0	0.0	0.0
110°	0.0	0.0	0.0	0.0	0.0	0.0	0.0	0.0	0.0	0.0	0.0



REPORT NUMBER: G2-2410-241-3  
 CATALOG NUMBER: 1235-##-#-4LEDG2-120/12-CS

**CANDELA DISTRIBUTION (continued):**

	137.5°	140°	142.5°	145°	147.5°	150°	152.5°	155°	157.5°	160°	162.5°
112.5°	0.0	0.0	0.0	0.0	0.0	0.0	0.0	0.0	0.0	0.0	0.0
115°	0.0	0.0	0.0	0.0	0.0	0.0	0.0	0.0	0.0	0.0	0.0
117.5°	0.0	0.0	0.0	0.0	0.0	0.0	0.0	0.0	0.0	0.0	0.0
120°	0.0	0.0	0.0	0.0	0.0	0.0	0.0	0.0	0.0	0.0	0.0
122.5°	0.0	0.0	0.0	0.0	0.0	0.0	0.0	0.0	0.0	0.0	0.0
125°	0.0	0.0	0.0	0.0	0.0	0.0	0.0	0.0	0.0	0.0	0.0
127.5°	0.0	0.0	0.0	0.0	0.0	0.0	0.0	0.0	0.0	0.0	0.0
130°	0.0	0.0	0.0	0.0	0.0	0.0	0.0	0.0	0.0	0.0	0.0
132.5°	0.0	0.0	0.0	0.0	0.0	0.0	0.0	0.0	0.0	0.0	0.0
135°	0.0	0.0	0.0	0.0	0.0	0.0	0.0	0.0	0.0	0.0	0.0
137.5°	0.0	0.0	0.0	0.0	0.0	0.0	0.0	0.0	0.0	0.0	0.0
140°	0.0	0.0	0.0	0.0	0.0	0.0	0.0	0.0	0.0	0.0	0.0
142.5°	0.0	0.0	0.0	0.0	0.0	0.0	0.0	0.0	0.0	0.0	0.0
145°	0.0	0.0	0.0	0.0	0.0	0.0	0.0	0.0	0.0	0.0	0.0
147.5°	0.0	0.0	0.0	0.0	0.0	0.0	0.0	0.0	0.0	0.0	0.0
150°	0.0	0.0	0.0	0.0	0.0	0.0	0.0	0.0	0.0	0.0	0.0
152.5°	0.0	0.0	0.0	0.0	0.0	0.0	0.0	0.0	0.0	0.0	0.0
155°	0.0	0.0	0.0	0.0	0.0	0.0	0.0	0.0	0.0	0.0	0.0
157.5°	0.0	0.0	0.0	0.0	0.0	0.0	0.0	0.0	0.0	0.0	0.0
160°	0.0	0.0	0.0	0.0	0.0	0.0	0.0	0.0	0.0	0.0	0.0
162.5°	0.0	0.0	0.0	0.0	0.0	0.0	0.0	0.0	0.0	0.0	0.0
165°	0.0	0.0	0.0	0.0	0.0	0.0	0.0	0.0	0.0	0.0	0.0
167.5°	0.0	0.0	0.0	0.0	0.0	0.0	0.0	0.0	0.0	0.0	0.0
170°	0.0	0.0	0.0	0.0	0.0	0.0	0.0	0.0	0.0	0.0	0.0
172.5°	0.0	0.0	0.0	0.0	0.0	0.0	0.0	0.0	0.0	0.0	0.0
175°	0.0	0.0	0.0	0.0	0.0	0.0	0.0	0.0	0.0	0.0	0.0
177.5°	0.0	0.0	0.0	0.0	0.0	0.0	0.0	0.0	0.0	0.0	0.0
180°	0.0	0.0	0.0	0.0	0.0	0.0	0.0	0.0	0.0	0.0	0.0



REPORT NUMBER: G2-2410-241-3  
 CATALOG NUMBER: 1235-##-#-4LEDG2-120/12-CS

**CANDELA DISTRIBUTION (continued):**

	165°	167.5°	170°	172.5°	175°	177.5°	180°	182.5°	185°	187.5°	190°
0°	0.0	0.0	0.0	0.0	0.0	0.0	0.0	0.0	0.0	0.0	0.0
2.5°	0.0	0.0	0.0	0.0	0.0	0.0	0.0	0.0	0.0	0.0	0.0
5°	0.0	0.0	0.0	0.0	0.0	0.0	0.0	0.0	0.0	0.0	0.0
7.5°	0.0	0.0	0.0	0.0	0.0	0.0	0.0	0.0	0.0	0.0	0.0
10°	0.0	0.0	0.0	0.0	0.0	0.0	0.0	0.0	0.0	0.0	0.0
12.5°	0.0	0.0	0.0	0.0	0.0	0.0	0.0	0.0	0.0	0.0	0.0
15°	0.0	0.0	0.0	0.0	0.0	0.0	0.0	0.0	0.0	0.0	0.0
17.5°	0.0	0.0	0.0	0.0	0.0	0.0	0.0	0.0	0.0	0.0	0.0
20°	0.0	0.0	0.0	0.0	0.0	0.0	0.0	0.0	0.0	0.0	0.0
22.5°	0.0	0.0	0.0	0.0	0.0	0.0	0.0	0.0	0.0	0.0	0.0
25°	0.0	0.0	0.0	0.0	0.0	0.0	0.0	0.0	0.0	0.0	0.0
27.5°	0.0	0.0	0.0	0.0	0.0	0.0	0.0	0.0	0.0	0.0	0.0
30°	0.0	0.0	0.0	0.0	0.0	0.0	0.0	0.0	0.0	0.0	0.0
32.5°	0.0	0.0	0.0	0.0	0.0	0.0	0.0	0.0	0.0	0.0	0.0
35°	0.0	0.0	0.0	0.0	0.0	0.0	0.0	0.0	0.0	0.0	0.0
37.5°	0.0	0.0	0.0	0.0	0.0	0.0	0.0	0.0	0.0	0.0	0.0
40°	0.0	0.0	0.0	0.0	0.0	0.0	0.0	0.0	0.0	0.0	0.0
42.5°	0.0	0.0	0.0	0.0	0.0	0.0	0.0	0.0	0.0	0.0	0.0
45°	0.0	0.0	0.0	0.0	0.0	0.0	0.0	0.0	0.0	0.0	0.0
47.5°	0.0	0.0	0.0	0.0	0.0	0.0	0.0	0.0	0.0	0.0	0.0
50°	0.0	0.0	0.0	0.0	0.0	0.0	0.0	0.0	0.0	0.0	0.0
52.5°	0.0	0.0	0.0	0.0	0.0	0.0	0.0	0.0	0.0	0.0	0.0
55°	0.0	0.0	0.0	0.0	0.0	0.0	0.0	0.0	0.0	0.0	0.0
57.5°	0.0	0.0	0.0	0.0	0.0	0.0	0.0	0.0	0.0	0.0	0.0
60°	0.0	0.0	0.0	0.0	0.0	0.0	0.0	0.0	0.0	0.0	0.0
62.5°	0.0	0.0	0.0	0.0	0.0	0.0	0.0	0.0	0.0	0.0	0.0
65°	0.0	0.0	0.0	0.0	0.0	0.0	0.0	0.0	0.0	0.0	0.0
67.5°	0.0	0.0	0.0	0.0	0.0	0.0	0.0	0.0	0.0	0.0	0.0
70°	0.0	0.0	0.0	0.0	0.0	0.0	0.0	0.0	0.0	0.0	0.0
72.5°	0.0	0.0	0.0	0.0	0.0	0.0	0.0	0.0	0.0	0.0	0.0
75°	0.0	0.0	0.0	0.0	0.0	0.0	0.0	0.0	0.0	0.0	0.0
77.5°	0.0	0.0	0.0	0.0	0.0	0.0	0.0	0.0	0.0	0.0	0.0
80°	0.0	0.0	0.0	0.0	0.0	0.0	0.0	0.0	0.0	0.0	0.0
82.5°	0.0	0.0	0.0	0.0	0.0	0.0	0.0	0.0	0.0	0.0	0.0
85°	0.0	0.0	0.0	0.0	0.0	0.0	0.0	0.0	0.0	0.0	0.0
87.5°	0.0	0.0	0.0	0.0	0.0	0.0	0.0	0.0	0.0	0.0	0.0
90°	0.0	0.0	0.0	0.0	0.0	0.0	0.0	0.0	0.0	0.0	0.0
92.5°	0.0	0.0	0.0	0.0	0.0	0.0	0.0	0.0	0.0	0.0	0.0
95°	0.0	0.0	0.0	0.0	0.0	0.0	0.0	0.0	0.0	0.0	0.0
97.5°	0.0	0.0	0.0	0.0	0.0	0.0	0.0	0.0	0.0	0.0	0.0
100°	0.0	0.0	0.0	0.0	0.0	0.0	0.0	0.0	0.0	0.0	0.0
102.5°	0.0	0.0	0.0	0.0	0.0	0.0	0.0	0.0	0.0	0.0	0.0
105°	0.0	0.0	0.0	0.0	0.0	0.0	0.0	0.0	0.0	0.0	0.0
107.5°	0.0	0.0	0.0	0.0	0.0	0.0	0.0	0.0	0.0	0.0	0.0
110°	0.0	0.0	0.0	0.0	0.0	0.0	0.0	0.0	0.0	0.0	0.0



REPORT NUMBER: G2-2410-241-3  
 CATALOG NUMBER: 1235-##-#-4LEDG2-120/12-CS

**CANDELA DISTRIBUTION (continued):**

	165°	167.5°	170°	172.5°	175°	177.5°	180°	182.5°	185°	187.5°	190°
112.5°	0.0	0.0	0.0	0.0	0.0	0.0	0.0	0.0	0.0	0.0	0.0
115°	0.0	0.0	0.0	0.0	0.0	0.0	0.0	0.0	0.0	0.0	0.0
117.5°	0.0	0.0	0.0	0.0	0.0	0.0	0.0	0.0	0.0	0.0	0.0
120°	0.0	0.0	0.0	0.0	0.0	0.0	0.0	0.0	0.0	0.0	0.0
122.5°	0.0	0.0	0.0	0.0	0.0	0.0	0.0	0.0	0.0	0.0	0.0
125°	0.0	0.0	0.0	0.0	0.0	0.0	0.0	0.0	0.0	0.0	0.0
127.5°	0.0	0.0	0.0	0.0	0.0	0.0	0.0	0.0	0.0	0.0	0.0
130°	0.0	0.0	0.0	0.0	0.0	0.0	0.0	0.0	0.0	0.0	0.0
132.5°	0.0	0.0	0.0	0.0	0.0	0.0	0.0	0.0	0.0	0.0	0.0
135°	0.0	0.0	0.0	0.0	0.0	0.0	0.0	0.0	0.0	0.0	0.0
137.5°	0.0	0.0	0.0	0.0	0.0	0.0	0.0	0.0	0.0	0.0	0.0
140°	0.0	0.0	0.0	0.0	0.0	0.0	0.0	0.0	0.0	0.0	0.0
142.5°	0.0	0.0	0.0	0.0	0.0	0.0	0.0	0.0	0.0	0.0	0.0
145°	0.0	0.0	0.0	0.0	0.0	0.0	0.0	0.0	0.0	0.0	0.0
147.5°	0.0	0.0	0.0	0.0	0.0	0.0	0.0	0.0	0.0	0.0	0.0
150°	0.0	0.0	0.0	0.0	0.0	0.0	0.0	0.0	0.0	0.0	0.0
152.5°	0.0	0.0	0.0	0.0	0.0	0.0	0.0	0.0	0.0	0.0	0.0
155°	0.0	0.0	0.0	0.0	0.0	0.0	0.0	0.0	0.0	0.0	0.0
157.5°	0.0	0.0	0.0	0.0	0.0	0.0	0.0	0.0	0.0	0.0	0.0
160°	0.0	0.0	0.0	0.0	0.0	0.0	0.0	0.0	0.0	0.0	0.0
162.5°	0.0	0.0	0.0	0.0	0.0	0.0	0.0	0.0	0.0	0.0	0.0
165°	0.0	0.0	0.0	0.0	0.0	0.0	0.0	0.0	0.0	0.0	0.0
167.5°	0.0	0.0	0.0	0.0	0.0	0.0	0.0	0.0	0.0	0.0	0.0
170°	0.0	0.0	0.0	0.0	0.0	0.0	0.0	0.0	0.0	0.0	0.0
172.5°	0.0	0.0	0.0	0.0	0.0	0.0	0.0	0.0	0.0	0.0	0.0
175°	0.0	0.0	0.0	0.0	0.0	0.0	0.0	0.0	0.0	0.0	0.0
177.5°	0.0	0.0	0.0	0.0	0.0	0.0	0.0	0.0	0.0	0.0	0.0
180°	0.0	0.0	0.0	0.0	0.0	0.0	0.0	0.0	0.0	0.0	0.0



REPORT NUMBER: G2-2410-241-3  
 CATALOG NUMBER: 1235-##-#-4LEDG2-120/12-CS

**CANDELA DISTRIBUTION (continued):**

	192.5°	195°	197.5°	200°	202.5°	205°	207.5°	210°	212.5°	215°	217.5°
0°	0.0	0.0	0.0	0.0	0.0	0.0	0.0	0.0	0.0	0.0	0.0
2.5°	0.0	0.0	0.0	0.0	0.0	0.0	0.0	0.0	0.0	0.0	0.0
5°	0.0	0.0	0.0	0.0	0.0	0.0	0.0	0.0	0.0	0.0	0.0
7.5°	0.0	0.0	0.0	0.0	0.0	0.0	0.0	0.0	0.0	0.0	0.0
10°	0.0	0.0	0.0	0.0	0.0	0.0	0.0	0.0	0.0	0.0	0.0
12.5°	0.0	0.0	0.0	0.0	0.0	0.0	0.0	0.0	0.0	0.0	0.0
15°	0.0	0.0	0.0	0.0	0.0	0.0	0.0	0.0	0.0	0.0	0.0
17.5°	0.0	0.0	0.0	0.0	0.0	0.0	0.0	0.0	0.0	0.0	0.0
20°	0.0	0.0	0.0	0.0	0.0	0.0	0.0	0.0	0.0	0.0	0.0
22.5°	0.0	0.0	0.0	0.0	0.0	0.0	0.0	0.0	0.0	0.0	0.0
25°	0.0	0.0	0.0	0.0	0.0	0.0	0.0	0.0	0.0	0.0	0.0
27.5°	0.0	0.0	0.0	0.0	0.0	0.0	0.0	0.0	0.0	0.0	0.0
30°	0.0	0.0	0.0	0.0	0.0	0.0	0.0	0.0	0.0	0.0	0.0
32.5°	0.0	0.0	0.0	0.0	0.0	0.0	0.0	0.0	0.0	0.0	0.0
35°	0.0	0.0	0.0	0.0	0.0	0.0	0.0	0.0	0.0	0.0	0.0
37.5°	0.0	0.0	0.0	0.0	0.0	0.0	0.0	0.0	0.0	0.0	0.0
40°	0.0	0.0	0.0	0.0	0.0	0.0	0.0	0.0	0.0	0.0	0.0
42.5°	0.0	0.0	0.0	0.0	0.0	0.0	0.0	0.0	0.0	0.0	0.0
45°	0.0	0.0	0.0	0.0	0.0	0.0	0.0	0.0	0.0	0.0	0.0
47.5°	0.0	0.0	0.0	0.0	0.0	0.0	0.0	0.0	0.0	0.0	0.0
50°	0.0	0.0	0.0	0.0	0.0	0.0	0.0	0.0	0.0	0.0	0.0
52.5°	0.0	0.0	0.0	0.0	0.0	0.0	0.0	0.0	0.0	0.0	0.0
55°	0.0	0.0	0.0	0.0	0.0	0.0	0.0	0.0	0.0	0.0	0.0
57.5°	0.0	0.0	0.0	0.0	0.0	0.0	0.0	0.0	0.0	0.0	0.0
60°	0.0	0.0	0.0	0.0	0.0	0.0	0.0	0.0	0.0	0.0	0.0
62.5°	0.0	0.0	0.0	0.0	0.0	0.0	0.0	0.0	0.0	0.0	0.0
65°	0.0	0.0	0.0	0.0	0.0	0.0	0.0	0.0	0.0	0.0	0.0
67.5°	0.0	0.0	0.0	0.0	0.0	0.0	0.0	0.0	0.0	0.0	0.0
70°	0.0	0.0	0.0	0.0	0.0	0.0	0.0	0.0	0.0	0.0	0.0
72.5°	0.0	0.0	0.0	0.0	0.0	0.0	0.0	0.0	0.0	0.0	0.0
75°	0.0	0.0	0.0	0.0	0.0	0.0	0.0	0.0	0.0	0.0	0.0
77.5°	0.0	0.0	0.0	0.0	0.0	0.0	0.0	0.0	0.0	0.0	0.0
80°	0.0	0.0	0.0	0.0	0.0	0.0	0.0	0.0	0.0	0.0	0.0
82.5°	0.0	0.0	0.0	0.0	0.0	0.0	0.0	0.0	0.0	0.0	0.0
85°	0.0	0.0	0.0	0.0	0.0	0.0	0.0	0.0	0.0	0.0	0.0
87.5°	0.0	0.0	0.0	0.0	0.0	0.0	0.0	0.0	0.0	0.0	0.0
90°	0.0	0.0	0.0	0.0	0.0	0.0	0.0	0.0	0.0	0.0	0.0
92.5°	0.0	0.0	0.0	0.0	0.0	0.0	0.0	0.0	0.0	0.0	0.0
95°	0.0	0.0	0.0	0.0	0.0	0.0	0.0	0.0	0.0	0.0	0.0
97.5°	0.0	0.0	0.0	0.0	0.0	0.0	0.0	0.0	0.0	0.0	0.0
100°	0.0	0.0	0.0	0.0	0.0	0.0	0.0	0.0	0.0	0.0	0.0
102.5°	0.0	0.0	0.0	0.0	0.0	0.0	0.0	0.0	0.0	0.0	0.0
105°	0.0	0.0	0.0	0.0	0.0	0.0	0.0	0.0	0.0	0.0	0.0
107.5°	0.0	0.0	0.0	0.0	0.0	0.0	0.0	0.0	0.0	0.0	0.0
110°	0.0	0.0	0.0	0.0	0.0	0.0	0.0	0.0	0.0	0.0	0.0



REPORT NUMBER: G2-2410-241-3  
 CATALOG NUMBER: 1235-##-#-4LEDG2-120/12-CS

**CANDELA DISTRIBUTION (continued):**

	192.5°	195°	197.5°	200°	202.5°	205°	207.5°	210°	212.5°	215°	217.5°
112.5°	0.0	0.0	0.0	0.0	0.0	0.0	0.0	0.0	0.0	0.0	0.0
115°	0.0	0.0	0.0	0.0	0.0	0.0	0.0	0.0	0.0	0.0	0.0
117.5°	0.0	0.0	0.0	0.0	0.0	0.0	0.0	0.0	0.0	0.0	0.0
120°	0.0	0.0	0.0	0.0	0.0	0.0	0.0	0.0	0.0	0.0	0.0
122.5°	0.0	0.0	0.0	0.0	0.0	0.0	0.0	0.0	0.0	0.0	0.0
125°	0.0	0.0	0.0	0.0	0.0	0.0	0.0	0.0	0.0	0.0	0.0
127.5°	0.0	0.0	0.0	0.0	0.0	0.0	0.0	0.0	0.0	0.0	0.0
130°	0.0	0.0	0.0	0.0	0.0	0.0	0.0	0.0	0.0	0.0	0.0
132.5°	0.0	0.0	0.0	0.0	0.0	0.0	0.0	0.0	0.0	0.0	0.0
135°	0.0	0.0	0.0	0.0	0.0	0.0	0.0	0.0	0.0	0.0	0.0
137.5°	0.0	0.0	0.0	0.0	0.0	0.0	0.0	0.0	0.0	0.0	0.0
140°	0.0	0.0	0.0	0.0	0.0	0.0	0.0	0.0	0.0	0.0	0.0
142.5°	0.0	0.0	0.0	0.0	0.0	0.0	0.0	0.0	0.0	0.0	0.0
145°	0.0	0.0	0.0	0.0	0.0	0.0	0.0	0.0	0.0	0.0	0.0
147.5°	0.0	0.0	0.0	0.0	0.0	0.0	0.0	0.0	0.0	0.0	0.0
150°	0.0	0.0	0.0	0.0	0.0	0.0	0.0	0.0	0.0	0.0	0.0
152.5°	0.0	0.0	0.0	0.0	0.0	0.0	0.0	0.0	0.0	0.0	0.0
155°	0.0	0.0	0.0	0.0	0.0	0.0	0.0	0.0	0.0	0.0	0.0
157.5°	0.0	0.0	0.0	0.0	0.0	0.0	0.0	0.0	0.0	0.0	0.0
160°	0.0	0.0	0.0	0.0	0.0	0.0	0.0	0.0	0.0	0.0	0.0
162.5°	0.0	0.0	0.0	0.0	0.0	0.0	0.0	0.0	0.0	0.0	0.0
165°	0.0	0.0	0.0	0.0	0.0	0.0	0.0	0.0	0.0	0.0	0.0
167.5°	0.0	0.0	0.0	0.0	0.0	0.0	0.0	0.0	0.0	0.0	0.0
170°	0.0	0.0	0.0	0.0	0.0	0.0	0.0	0.0	0.0	0.0	0.0
172.5°	0.0	0.0	0.0	0.0	0.0	0.0	0.0	0.0	0.0	0.0	0.0
175°	0.0	0.0	0.0	0.0	0.0	0.0	0.0	0.0	0.0	0.0	0.0
177.5°	0.0	0.0	0.0	0.0	0.0	0.0	0.0	0.0	0.0	0.0	0.0
180°	0.0	0.0	0.0	0.0	0.0	0.0	0.0	0.0	0.0	0.0	0.0



REPORT NUMBER: G2-2410-241-3  
 CATALOG NUMBER: 1235-##-#-4LEDG2-120/12-CS

**CANDELA DISTRIBUTION (continued):**

	220°	222.5°	225°	227.5°	230°	232.5°	235°	237.5°	240°	242.5°	245°
0°	0.0	0.0	0.0	0.0	0.0	0.0	0.0	0.0	0.0	0.0	0.0
2.5°	0.0	0.0	0.0	0.0	0.0	0.0	0.0	0.0	0.0	0.0	0.0
5°	0.0	0.0	0.0	0.0	0.0	0.0	0.0	0.0	0.0	0.0	0.0
7.5°	0.0	0.0	0.0	0.0	0.0	0.0	0.0	0.0	0.0	0.0	0.0
10°	0.0	0.0	0.0	0.0	0.0	0.0	0.0	0.0	0.0	0.0	0.0
12.5°	0.0	0.0	0.0	0.0	0.0	0.0	0.0	0.0	0.0	0.0	0.0
15°	0.0	0.0	0.0	0.0	0.0	0.0	0.0	0.0	0.0	0.0	0.0
17.5°	0.0	0.0	0.0	0.0	0.0	0.0	0.0	0.0	0.0	0.0	0.0
20°	0.0	0.0	0.0	0.0	0.0	0.0	0.0	0.0	0.0	0.0	0.0
22.5°	0.0	0.0	0.0	0.0	0.0	0.0	0.0	0.0	0.0	0.0	0.0
25°	0.0	0.0	0.0	0.0	0.0	0.0	0.0	0.0	0.0	0.0	0.0
27.5°	0.0	0.0	0.0	0.0	0.0	0.0	0.0	0.0	0.0	0.0	0.0
30°	0.0	0.0	0.0	0.0	0.0	0.0	0.0	0.0	0.0	0.0	0.0
32.5°	0.0	0.0	0.0	0.0	0.0	0.0	0.0	0.0	0.0	0.0	0.0
35°	0.0	0.0	0.0	0.0	0.0	0.0	0.0	0.0	0.0	0.0	0.0
37.5°	0.0	0.0	0.0	0.0	0.0	0.0	0.0	0.0	0.0	0.0	0.0
40°	0.0	0.0	0.0	0.0	0.0	0.0	0.0	0.0	0.0	0.0	0.0
42.5°	0.0	0.0	0.0	0.0	0.0	0.0	0.0	0.0	0.0	0.0	0.0
45°	0.0	0.0	0.0	0.0	0.0	0.0	0.0	0.0	0.0	0.0	0.0
47.5°	0.0	0.0	0.0	0.0	0.0	0.0	0.0	0.0	0.0	0.0	0.0
50°	0.0	0.0	0.0	0.0	0.0	0.0	0.0	0.0	0.0	0.0	0.0
52.5°	0.0	0.0	0.0	0.0	0.0	0.0	0.0	0.0	0.0	0.0	0.0
55°	0.0	0.0	0.0	0.0	0.0	0.0	0.0	0.0	0.0	0.0	0.0
57.5°	0.0	0.0	0.0	0.0	0.0	0.0	0.0	0.0	0.0	0.0	0.0
60°	0.0	0.0	0.0	0.0	0.0	0.0	0.0	0.0	0.0	0.0	0.0
62.5°	0.0	0.0	0.0	0.0	0.0	0.0	0.0	0.0	0.0	0.0	0.0
65°	0.0	0.0	0.0	0.0	0.0	0.0	0.0	0.0	0.0	0.0	0.0
67.5°	0.0	0.0	0.0	0.0	0.0	0.0	0.0	0.0	0.0	0.0	0.0
70°	0.0	0.0	0.0	0.0	0.0	0.0	0.0	0.0	0.0	0.0	0.0
72.5°	0.0	0.0	0.0	0.0	0.0	0.0	0.0	0.0	0.0	0.0	0.0
75°	0.0	0.0	0.0	0.0	0.0	0.0	0.0	0.0	0.0	0.0	0.0
77.5°	0.0	0.0	0.0	0.0	0.0	0.0	0.0	0.0	0.0	0.0	0.0
80°	0.0	0.0	0.0	0.0	0.0	0.0	0.0	0.0	0.0	0.0	0.0
82.5°	0.0	0.0	0.0	0.0	0.0	0.0	0.0	0.0	0.0	0.0	0.0
85°	0.0	0.0	0.0	0.0	0.0	0.0	0.0	0.0	0.0	0.0	0.0
87.5°	0.0	0.0	0.0	0.0	0.0	0.0	0.0	0.0	0.0	0.0	0.0
90°	0.0	0.0	0.0	0.0	0.0	0.0	0.0	0.0	0.0	0.0	0.0
92.5°	0.0	0.0	0.0	0.0	0.0	0.0	0.0	0.0	0.0	0.0	0.0
95°	0.0	0.0	0.0	0.0	0.0	0.0	0.0	0.0	0.0	0.0	0.0
97.5°	0.0	0.0	0.0	0.0	0.0	0.0	0.0	0.0	0.0	0.0	0.0
100°	0.0	0.0	0.0	0.0	0.0	0.0	0.0	0.0	0.0	0.0	0.0
102.5°	0.0	0.0	0.0	0.0	0.0	0.0	0.0	0.0	0.0	0.0	0.0
105°	0.0	0.0	0.0	0.0	0.0	0.0	0.0	0.0	0.0	0.0	0.0
107.5°	0.0	0.0	0.0	0.0	0.0	0.0	0.0	0.0	0.0	0.0	0.0
110°	0.0	0.0	0.0	0.0	0.0	0.0	0.0	0.0	0.0	0.0	0.0



REPORT NUMBER: G2-2410-241-3  
 CATALOG NUMBER: 1235-##-#-4LEDG2-120/12-CS

**CANDELA DISTRIBUTION (continued):**

	220°	222.5°	225°	227.5°	230°	232.5°	235°	237.5°	240°	242.5°	245°
112.5°	0.0	0.0	0.0	0.0	0.0	0.0	0.0	0.0	0.0	0.0	0.0
115°	0.0	0.0	0.0	0.0	0.0	0.0	0.0	0.0	0.0	0.0	0.0
117.5°	0.0	0.0	0.0	0.0	0.0	0.0	0.0	0.0	0.0	0.0	0.0
120°	0.0	0.0	0.0	0.0	0.0	0.0	0.0	0.0	0.0	0.0	0.0
122.5°	0.0	0.0	0.0	0.0	0.0	0.0	0.0	0.0	0.0	0.0	0.0
125°	0.0	0.0	0.0	0.0	0.0	0.0	0.0	0.0	0.0	0.0	0.0
127.5°	0.0	0.0	0.0	0.0	0.0	0.0	0.0	0.0	0.0	0.0	0.0
130°	0.0	0.0	0.0	0.0	0.0	0.0	0.0	0.0	0.0	0.0	0.0
132.5°	0.0	0.0	0.0	0.0	0.0	0.0	0.0	0.0	0.0	0.0	0.0
135°	0.0	0.0	0.0	0.0	0.0	0.0	0.0	0.0	0.0	0.0	0.0
137.5°	0.0	0.0	0.0	0.0	0.0	0.0	0.0	0.0	0.0	0.0	0.0
140°	0.0	0.0	0.0	0.0	0.0	0.0	0.0	0.0	0.0	0.0	0.0
142.5°	0.0	0.0	0.0	0.0	0.0	0.0	0.0	0.0	0.0	0.0	0.0
145°	0.0	0.0	0.0	0.0	0.0	0.0	0.0	0.0	0.0	0.0	0.0
147.5°	0.0	0.0	0.0	0.0	0.0	0.0	0.0	0.0	0.0	0.0	0.0
150°	0.0	0.0	0.0	0.0	0.0	0.0	0.0	0.0	0.0	0.0	0.0
152.5°	0.0	0.0	0.0	0.0	0.0	0.0	0.0	0.0	0.0	0.0	0.0
155°	0.0	0.0	0.0	0.0	0.0	0.0	0.0	0.0	0.0	0.0	0.0
157.5°	0.0	0.0	0.0	0.0	0.0	0.0	0.0	0.0	0.0	0.0	0.0
160°	0.0	0.0	0.0	0.0	0.0	0.0	0.0	0.0	0.0	0.0	0.0
162.5°	0.0	0.0	0.0	0.0	0.0	0.0	0.0	0.0	0.0	0.0	0.0
165°	0.0	0.0	0.0	0.0	0.0	0.0	0.0	0.0	0.0	0.0	0.0
167.5°	0.0	0.0	0.0	0.0	0.0	0.0	0.0	0.0	0.0	0.0	0.0
170°	0.0	0.0	0.0	0.0	0.0	0.0	0.0	0.0	0.0	0.0	0.0
172.5°	0.0	0.0	0.0	0.0	0.0	0.0	0.0	0.0	0.0	0.0	0.0
175°	0.0	0.0	0.0	0.0	0.0	0.0	0.0	0.0	0.0	0.0	0.0
177.5°	0.0	0.0	0.0	0.0	0.0	0.0	0.0	0.0	0.0	0.0	0.0
180°	0.0	0.0	0.0	0.0	0.0	0.0	0.0	0.0	0.0	0.0	0.0





REPORT NUMBER: G2-2410-241-3  
 CATALOG NUMBER: 1235-##-#-4LEDG2-120/12-CS

**CANDELA DISTRIBUTION (continued):**

	247.5°	250°	252.5°	255°	257.5°	260°	262.5°	265°	267.5°	270°	272.5°
0°	0.0	0.0	0.0	0.0	0.0	0.0	0.0	0.0	0.0	0.0	0.0
2.5°	0.0	0.0	0.0	0.0	0.0	0.0	0.0	0.0	0.0	0.0	0.0
5°	0.0	0.0	0.0	0.0	0.0	0.0	0.0	0.0	0.0	0.0	0.0
7.5°	0.0	0.0	0.0	0.0	0.0	0.0	0.0	0.0	0.0	0.0	0.0
10°	0.0	0.0	0.0	0.0	0.0	0.0	0.0	0.0	0.0	0.0	0.0
12.5°	0.0	0.0	0.0	0.0	0.0	0.0	0.0	0.0	0.0	0.0	0.0
15°	0.0	0.0	0.0	0.0	0.0	0.0	0.0	0.0	0.0	0.0	0.1
17.5°	0.0	0.0	0.0	0.0	0.0	0.0	0.0	0.0	0.0	0.0	0.1
20°	0.0	0.0	0.0	0.0	0.0	0.0	0.0	0.0	0.0	0.0	0.1
22.5°	0.0	0.0	0.0	0.0	0.0	0.0	0.0	0.0	0.0	0.0	0.1
25°	0.0	0.0	0.0	0.0	0.0	0.0	0.0	0.0	0.0	0.0	0.1
27.5°	0.0	0.0	0.0	0.0	0.0	0.0	0.0	0.0	0.0	0.0	0.1
30°	0.0	0.0	0.0	0.0	0.0	0.0	0.0	0.0	0.0	0.0	0.1
32.5°	0.0	0.0	0.0	0.0	0.0	0.0	0.0	0.0	0.0	0.0	0.1
35°	0.0	0.0	0.0	0.0	0.0	0.0	0.0	0.0	0.0	0.0	0.1
37.5°	0.0	0.0	0.0	0.0	0.0	0.0	0.0	0.0	0.0	0.0	0.1
40°	0.0	0.0	0.0	0.0	0.0	0.0	0.0	0.0	0.0	0.0	0.1
42.5°	0.0	0.0	0.0	0.0	0.0	0.0	0.0	0.0	0.0	0.0	0.1
45°	0.0	0.0	0.0	0.0	0.0	0.0	0.0	0.0	0.0	0.0	0.1
47.5°	0.0	0.0	0.0	0.0	0.0	0.0	0.0	0.0	0.0	0.0	0.1
50°	0.0	0.0	0.0	0.0	0.0	0.0	0.0	0.0	0.0	0.0	0.2
52.5°	0.0	0.0	0.0	0.0	0.0	0.0	0.0	0.0	0.0	0.0	0.2
55°	0.0	0.0	0.0	0.0	0.0	0.0	0.0	0.0	0.0	0.0	0.2
57.5°	0.0	0.0	0.0	0.0	0.0	0.0	0.0	0.0	0.0	0.0	0.2
60°	0.0	0.0	0.0	0.0	0.0	0.0	0.0	0.0	0.0	0.0	0.2
62.5°	0.0	0.0	0.0	0.0	0.0	0.0	0.0	0.0	0.0	0.0	0.2
65°	0.0	0.0	0.0	0.0	0.0	0.0	0.0	0.0	0.0	0.0	0.2
67.5°	0.0	0.0	0.0	0.0	0.0	0.0	0.0	0.0	0.0	0.0	0.2
70°	0.0	0.0	0.0	0.0	0.0	0.0	0.0	0.0	0.0	0.0	0.2
72.5°	0.0	0.0	0.0	0.0	0.0	0.0	0.0	0.0	0.0	0.0	0.2
75°	0.0	0.0	0.0	0.0	0.0	0.0	0.0	0.0	0.0	0.0	0.2
77.5°	0.0	0.0	0.0	0.0	0.0	0.0	0.0	0.0	0.0	0.0	0.2
80°	0.0	0.0	0.0	0.0	0.0	0.0	0.0	0.0	0.0	0.0	0.2
82.5°	0.0	0.0	0.0	0.0	0.0	0.0	0.0	0.0	0.0	0.0	0.2
85°	0.0	0.0	0.0	0.0	0.0	0.0	0.0	0.0	0.0	0.0	0.2
87.5°	0.0	0.0	0.0	0.0	0.0	0.0	0.0	0.0	0.0	0.0	0.2
90°	0.0	0.0	0.0	0.0	0.0	0.0	0.0	0.0	0.0	0.0	0.2
92.5°	0.0	0.0	0.0	0.0	0.0	0.0	0.0	0.0	0.0	0.0	0.2
95°	0.0	0.0	0.0	0.0	0.0	0.0	0.0	0.0	0.0	0.0	0.2
97.5°	0.0	0.0	0.0	0.0	0.0	0.0	0.0	0.0	0.0	0.0	0.2
100°	0.0	0.0	0.0	0.0	0.0	0.0	0.0	0.0	0.0	0.0	0.2
102.5°	0.0	0.0	0.0	0.0	0.0	0.0	0.0	0.0	0.0	0.0	0.2
105°	0.0	0.0	0.0	0.0	0.0	0.0	0.0	0.0	0.0	0.0	0.2
107.5°	0.0	0.0	0.0	0.0	0.0	0.0	0.0	0.0	0.0	0.0	0.2
110°	0.0	0.0	0.0	0.0	0.0	0.0	0.0	0.0	0.0	0.0	0.2



REPORT NUMBER: G2-2410-241-3  
 CATALOG NUMBER: 1235-##-#-4LEDG2-120/12-CS

**CANDELA DISTRIBUTION (continued):**

	247.5°	250°	252.5°	255°	257.5°	260°	262.5°	265°	267.5°	270°	272.5°
112.5°	0.0	0.0	0.0	0.0	0.0	0.0	0.0	0.0	0.0	0.0	0.2
115°	0.0	0.0	0.0	0.0	0.0	0.0	0.0	0.0	0.0	0.0	0.2
117.5°	0.0	0.0	0.0	0.0	0.0	0.0	0.0	0.0	0.0	0.0	0.2
120°	0.0	0.0	0.0	0.0	0.0	0.0	0.0	0.0	0.0	0.0	0.2
122.5°	0.0	0.0	0.0	0.0	0.0	0.0	0.0	0.0	0.0	0.0	0.2
125°	0.0	0.0	0.0	0.0	0.0	0.0	0.0	0.0	0.0	0.0	0.2
127.5°	0.0	0.0	0.0	0.0	0.0	0.0	0.0	0.0	0.0	0.0	0.2
130°	0.0	0.0	0.0	0.0	0.0	0.0	0.0	0.0	0.0	0.0	0.2
132.5°	0.0	0.0	0.0	0.0	0.0	0.0	0.0	0.0	0.0	0.0	0.1
135°	0.0	0.0	0.0	0.0	0.0	0.0	0.0	0.0	0.0	0.0	0.1
137.5°	0.0	0.0	0.0	0.0	0.0	0.0	0.0	0.0	0.0	0.0	0.1
140°	0.0	0.0	0.0	0.0	0.0	0.0	0.0	0.0	0.0	0.0	0.1
142.5°	0.0	0.0	0.0	0.0	0.0	0.0	0.0	0.0	0.0	0.0	0.1
145°	0.0	0.0	0.0	0.0	0.0	0.0	0.0	0.0	0.0	0.0	0.1
147.5°	0.0	0.0	0.0	0.0	0.0	0.0	0.0	0.0	0.0	0.0	0.1
150°	0.0	0.0	0.0	0.0	0.0	0.0	0.0	0.0	0.0	0.0	0.1
152.5°	0.0	0.0	0.0	0.0	0.0	0.0	0.0	0.0	0.0	0.0	0.1
155°	0.0	0.0	0.0	0.0	0.0	0.0	0.0	0.0	0.0	0.0	0.1
157.5°	0.0	0.0	0.0	0.0	0.0	0.0	0.0	0.0	0.0	0.0	0.1
160°	0.0	0.0	0.0	0.0	0.0	0.0	0.0	0.0	0.0	0.0	0.1
162.5°	0.0	0.0	0.0	0.0	0.0	0.0	0.0	0.0	0.0	0.0	0.1
165°	0.0	0.0	0.0	0.0	0.0	0.0	0.0	0.0	0.0	0.0	0.1
167.5°	0.0	0.0	0.0	0.0	0.0	0.0	0.0	0.0	0.0	0.0	0.0
170°	0.0	0.0	0.0	0.0	0.0	0.0	0.0	0.0	0.0	0.0	0.0
172.5°	0.0	0.0	0.0	0.0	0.0	0.0	0.0	0.0	0.0	0.0	0.0
175°	0.0	0.0	0.0	0.0	0.0	0.0	0.0	0.0	0.0	0.0	0.0
177.5°	0.0	0.0	0.0	0.0	0.0	0.0	0.0	0.0	0.0	0.0	0.0
180°	0.0	0.0	0.0	0.0	0.0	0.0	0.0	0.0	0.0	0.0	0.0



REPORT NUMBER: G2-2410-241-3  
 CATALOG NUMBER: 1235-##-#-4LEDG2-120/12-CS

**CANDELA DISTRIBUTION (continued):**

	275°	277.5°	280°	282.5°	285°	287.5°	290°	292.5°	295°	297.5°	300°
0°	0.0	0.0	0.0	0.0	0.0	0.0	0.0	0.0	0.0	0.0	0.0
2.5°	0.0	0.0	0.0	0.0	0.1	0.1	0.1	0.1	0.1	0.1	0.1
5°	0.0	0.1	0.1	0.1	0.1	0.1	0.1	0.2	0.2	0.2	0.2
7.5°	0.1	0.1	0.1	0.1	0.2	0.2	0.2	0.3	0.3	0.4	0.4
10°	0.1	0.1	0.1	0.2	0.2	0.3	0.3	0.4	0.5	0.5	0.6
12.5°	0.1	0.1	0.2	0.2	0.3	0.4	0.5	0.6	0.6	0.7	0.8
15°	0.1	0.2	0.2	0.3	0.4	0.5	0.6	0.7	0.8	0.9	1.0
17.5°	0.1	0.2	0.3	0.4	0.5	0.6	0.7	0.9	1.0	1.1	1.3
20°	0.1	0.2	0.3	0.5	0.6	0.7	0.9	1.0	1.2	1.4	1.6
22.5°	0.2	0.3	0.4	0.6	0.7	0.9	1.0	1.2	1.4	1.6	1.8
25°	0.2	0.3	0.5	0.6	0.8	1.0	1.2	1.4	1.7	1.9	2.1
27.5°	0.2	0.4	0.5	0.7	0.9	1.1	1.4	1.6	1.9	2.2	2.5
30°	0.2	0.4	0.6	0.8	1.0	1.3	1.6	1.8	2.1	2.5	2.9
32.5°	0.2	0.4	0.7	0.9	1.1	1.4	1.7	2.0	2.4	2.9	3.3
35°	0.3	0.5	0.7	0.9	1.2	1.6	1.9	2.3	2.8	3.2	3.7
37.5°	0.3	0.5	0.8	1.0	1.4	1.7	2.1	2.5	3.1	3.6	4.1
40°	0.3	0.6	0.8	1.1	1.5	1.9	2.3	2.8	3.4	3.9	4.5
42.5°	0.3	0.6	0.9	1.2	1.6	2.0	2.5	3.1	3.7	4.3	5.0
45°	0.4	0.6	0.9	1.3	1.7	2.1	2.7	3.4	4.0	4.7	5.4
47.5°	0.4	0.7	1.0	1.4	1.8	2.3	3.0	3.6	4.3	5.1	5.8
50°	0.4	0.7	1.0	1.5	1.9	2.5	3.2	3.8	4.6	5.4	6.2
52.5°	0.4	0.8	1.1	1.6	2.0	2.7	3.4	4.1	4.9	5.8	6.6
55°	0.5	0.8	1.2	1.7	2.1	2.8	3.6	4.3	5.2	6.1	7.0
57.5°	0.5	0.8	1.2	1.7	2.2	3.0	3.7	4.6	5.5	6.4	7.4
60°	0.5	0.8	1.3	1.8	2.4	3.1	3.9	4.8	5.7	6.7	7.7
62.5°	0.5	0.9	1.3	1.9	2.5	3.3	4.1	5.0	6.0	7.0	8.0
65°	0.5	0.9	1.4	1.9	2.6	3.4	4.2	5.2	6.2	7.3	8.3
67.5°	0.5	0.9	1.4	2.0	2.7	3.5	4.4	5.4	6.4	7.5	8.5
70°	0.6	0.9	1.5	2.0	2.8	3.6	4.5	5.6	6.6	7.7	8.8
72.5°	0.6	0.9	1.5	2.1	2.8	3.7	4.7	5.7	6.8	7.9	9.0
75°	0.6	1.0	1.5	2.1	2.9	3.8	4.8	5.8	7.0	8.1	9.2
77.5°	0.6	1.0	1.5	2.1	3.0	3.8	4.9	6.0	7.1	8.2	9.4
80°	0.6	1.0	1.6	2.2	3.0	3.9	5.0	6.0	7.2	8.3	9.5
82.5°	0.6	1.0	1.6	2.2	3.1	3.9	5.0	6.1	7.3	8.4	9.7
85°	0.6	1.0	1.6	2.2	3.1	4.0	5.1	6.2	7.4	8.5	9.7
87.5°	0.6	1.0	1.6	2.2	3.1	4.0	5.1	6.2	7.4	8.5	9.8
90°	0.6	1.0	1.6	2.2	3.1	4.0	5.1	6.2	7.4	8.5	9.8
92.5°	0.6	1.0	1.6	2.2	3.1	4.0	5.1	6.2	7.4	8.5	9.8
95°	0.6	1.0	1.6	2.2	3.1	4.0	5.1	6.2	7.4	8.5	9.7
97.5°	0.6	1.0	1.6	2.2	3.1	3.9	5.0	6.1	7.3	8.4	9.7
100°	0.6	1.0	1.6	2.2	3.0	3.9	5.0	6.0	7.2	8.3	9.5
102.5°	0.6	1.0	1.5	2.1	3.0	3.8	4.9	6.0	7.1	8.2	9.4
105°	0.6	1.0	1.5	2.1	2.9	3.8	4.8	5.8	7.0	8.1	9.2
107.5°	0.6	0.9	1.5	2.1	2.8	3.7	4.7	5.7	6.8	7.9	9.0
110°	0.6	0.9	1.5	2.0	2.8	3.6	4.5	5.6	6.6	7.7	8.8



REPORT NUMBER: G2-2410-241-3  
 CATALOG NUMBER: 1235-##-#-4LEDG2-120/12-CS

**CANDELA DISTRIBUTION (continued):**

	275°	277.5°	280°	282.5°	285°	287.5°	290°	292.5°	295°	297.5°	300°
112.5°	0.5	0.9	1.4	2.0	2.7	3.5	4.4	5.4	6.4	7.5	8.5
115°	0.5	0.9	1.4	1.9	2.6	3.4	4.2	5.2	6.2	7.3	8.3
117.5°	0.5	0.9	1.3	1.9	2.5	3.3	4.1	5.0	6.0	7.0	8.0
120°	0.5	0.8	1.3	1.8	2.4	3.1	3.9	4.8	5.7	6.7	7.7
122.5°	0.5	0.8	1.2	1.7	2.2	3.0	3.7	4.6	5.5	6.4	7.4
125°	0.5	0.8	1.2	1.7	2.1	2.8	3.6	4.3	5.2	6.1	7.0
127.5°	0.4	0.8	1.1	1.6	2.0	2.7	3.4	4.1	4.9	5.8	6.6
130°	0.4	0.7	1.0	1.5	1.9	2.5	3.2	3.8	4.6	5.4	6.2
132.5°	0.4	0.7	1.0	1.4	1.8	2.3	3.0	3.6	4.3	5.1	5.8
135°	0.4	0.6	0.9	1.3	1.7	2.1	2.7	3.4	4.0	4.7	5.4
137.5°	0.3	0.6	0.9	1.2	1.6	2.0	2.5	3.1	3.7	4.3	5.0
140°	0.3	0.6	0.8	1.1	1.5	1.9	2.3	2.8	3.4	3.9	4.5
142.5°	0.3	0.5	0.8	1.0	1.4	1.7	2.1	2.5	3.1	3.6	4.1
145°	0.3	0.5	0.7	0.9	1.2	1.6	1.9	2.3	2.8	3.2	3.7
147.5°	0.2	0.4	0.7	0.9	1.1	1.4	1.7	2.0	2.4	2.9	3.3
150°	0.2	0.4	0.6	0.8	1.0	1.3	1.6	1.8	2.1	2.5	2.9
152.5°	0.2	0.4	0.5	0.7	0.9	1.1	1.4	1.6	1.9	2.2	2.5
155°	0.2	0.3	0.5	0.6	0.8	1.0	1.2	1.4	1.7	1.9	2.1
157.5°	0.2	0.3	0.4	0.6	0.7	0.9	1.0	1.2	1.4	1.6	1.8
160°	0.1	0.2	0.3	0.5	0.6	0.7	0.9	1.0	1.2	1.4	1.6
162.5°	0.1	0.2	0.3	0.4	0.5	0.6	0.7	0.9	1.0	1.1	1.3
165°	0.1	0.2	0.2	0.3	0.4	0.5	0.6	0.7	0.8	0.9	1.0
167.5°	0.1	0.1	0.2	0.2	0.3	0.4	0.5	0.6	0.6	0.7	0.8
170°	0.1	0.1	0.1	0.2	0.2	0.3	0.3	0.4	0.5	0.5	0.6
172.5°	0.1	0.1	0.1	0.1	0.2	0.2	0.2	0.3	0.3	0.4	0.4
175°	0.0	0.1	0.1	0.1	0.1	0.1	0.1	0.2	0.2	0.2	0.2
177.5°	0.0	0.0	0.0	0.0	0.1	0.1	0.1	0.1	0.1	0.1	0.1
180°	0.0	0.0	0.0	0.0	0.0	0.0	0.0	0.0	0.0	0.0	0.0



REPORT NUMBER: G2-2410-241-3

CATALOG NUMBER: 1235-##-#-4LEDG2-120/12-CS

**CANDELA DISTRIBUTION (continued):**

	302.5°	305°	307.5°	310°	312.5°	315°	317.5°	320°	322.5°	325°	327.5°
0°	0.0	0.0	0.0	0.0	0.0	0.0	0.0	0.0	0.0	0.0	0.0
2.5°	0.1	0.1	0.1	0.1	0.1	0.1	0.1	0.2	0.2	0.2	0.2
5°	0.2	0.3	0.3	0.3	0.3	0.4	0.4	0.4	0.4	0.5	0.5
7.5°	0.4	0.5	0.5	0.6	0.6	0.6	0.7	0.7	0.8	0.8	0.8
10°	0.7	0.7	0.8	0.8	0.9	0.9	1.0	1.0	1.1	1.2	1.2
12.5°	0.9	0.9	1.0	1.1	1.2	1.3	1.4	1.5	1.6	1.7	1.7
15°	1.1	1.2	1.4	1.5	1.6	1.7	1.8	1.9	2.0	2.1	2.2
17.5°	1.4	1.6	1.7	1.9	2.0	2.1	2.3	2.5	2.7	2.8	3.0
20°	1.7	1.9	2.1	2.3	2.5	2.7	3.0	3.2	3.4	3.6	3.7
22.5°	2.0	2.3	2.5	2.8	3.1	3.4	3.6	3.8	4.1	4.3	4.6
25°	2.4	2.8	3.1	3.4	3.7	4.0	4.3	4.6	4.9	5.2	5.5
27.5°	2.9	3.2	3.6	3.9	4.3	4.7	5.1	5.4	5.8	6.1	6.4
30°	3.3	3.7	4.1	4.5	5.0	5.4	5.8	6.2	6.6	7.0	7.4
32.5°	3.7	4.2	4.7	5.2	5.7	6.1	6.6	7.1	7.5	7.9	8.3
35°	4.2	4.8	5.3	5.8	6.3	6.9	7.4	7.9	8.3	8.8	9.2
37.5°	4.7	5.3	5.9	6.5	7.1	7.6	8.1	8.7	9.2	9.8	10.3
40°	5.2	5.8	6.5	7.1	7.7	8.3	8.9	9.5	10.1	10.7	11.3
42.5°	5.7	6.3	7.1	7.7	8.3	9.0	9.7	10.4	11.1	11.7	12.4
45°	6.1	6.9	7.6	8.3	9.0	9.8	10.5	11.3	12.0	12.8	13.5
47.5°	6.6	7.4	8.1	8.9	9.7	10.5	11.3	12.2	13.0	13.9	14.8
50°	7.1	7.9	8.7	9.5	10.4	11.3	12.2	13.1	14.1	15.1	16.2
52.5°	7.5	8.3	9.2	10.1	11.1	12.0	13.0	14.1	15.2	16.5	17.8
55°	7.9	8.8	9.8	10.7	11.7	12.8	13.9	15.1	16.5	17.9	19.5
57.5°	8.3	9.2	10.3	11.3	12.4	13.5	14.8	16.2	17.8	19.5	21.5
60°	8.6	9.7	10.7	11.8	13.0	14.3	15.8	17.4	19.2	21.3	23.8
62.5°	9.0	10.1	11.2	12.4	13.7	15.1	16.7	18.5	20.7	23.3	26.3
65°	9.4	10.5	11.7	12.9	14.3	15.9	17.7	19.8	22.4	25.4	29.0
67.5°	9.7	10.8	12.1	13.4	15.0	16.7	18.7	21.1	24.1	27.8	32.1
70°	10.0	11.2	12.4	13.9	15.6	17.4	19.7	22.5	25.9	30.1	35.2
72.5°	10.2	11.5	12.8	14.3	16.1	18.2	20.6	23.8	27.7	32.5	38.3
75°	10.5	11.7	13.2	14.8	16.6	18.8	21.6	25.0	29.4	34.7	41.2
77.5°	10.7	12.0	13.4	15.1	17.1	19.5	22.5	26.3	31.1	37.0	43.9
80°	10.8	12.2	13.7	15.4	17.5	20.0	23.2	27.4	32.6	38.9	46.3
82.5°	10.9	12.3	13.9	15.7	17.8	20.5	23.8	28.2	33.7	40.5	48.3
85°	11.0	12.4	14.0	15.9	18.0	20.8	24.3	28.8	34.5	41.6	49.7
87.5°	11.1	12.5	14.1	16.0	18.2	21.0	24.6	29.3	35.2	42.5	50.8
90°	11.1	12.5	14.1	16.0	18.2	21.0	24.6	29.3	35.2	42.5	50.8
92.5°	11.1	12.5	14.1	16.0	18.2	21.0	24.6	29.3	35.2	42.5	50.8
95°	11.0	12.4	14.0	15.9	18.0	20.8	24.3	28.8	34.5	41.6	49.7
97.5°	10.9	12.3	13.9	15.7	17.8	20.5	23.8	28.2	33.7	40.5	48.3
100°	10.8	12.2	13.7	15.4	17.5	20.0	23.2	27.4	32.6	38.9	46.3
102.5°	10.7	12.0	13.4	15.1	17.1	19.5	22.5	26.3	31.1	37.0	43.9
105°	10.5	11.7	13.2	14.8	16.6	18.8	21.6	25.0	29.4	34.7	41.2
107.5°	10.2	11.5	12.8	14.3	16.1	18.2	20.6	23.8	27.7	32.5	38.3
110°	10.0	11.2	12.4	13.9	15.6	17.4	19.7	22.5	25.9	30.1	35.2



REPORT NUMBER: G2-2410-241-3

CATALOG NUMBER: 1235-##-#-4LEDG2-120/12-CS

**CANDELA DISTRIBUTION (continued):**

	302.5°	305°	307.5°	310°	312.5°	315°	317.5°	320°	322.5°	325°	327.5°
112.5°	9.7	10.8	12.1	13.4	15.0	16.7	18.7	21.1	24.1	27.8	32.1
115°	9.4	10.5	11.7	12.9	14.3	15.9	17.7	19.8	22.4	25.4	29.0
117.5°	9.0	10.1	11.2	12.4	13.7	15.1	16.7	18.5	20.7	23.3	26.3
120°	8.6	9.7	10.7	11.8	13.0	14.3	15.8	17.4	19.2	21.3	23.8
122.5°	8.3	9.2	10.3	11.3	12.4	13.5	14.8	16.2	17.8	19.5	21.5
125°	7.9	8.8	9.8	10.7	11.7	12.8	13.9	15.1	16.5	17.9	19.5
127.5°	7.5	8.3	9.2	10.1	11.1	12.0	13.0	14.1	15.2	16.5	17.8
130°	7.1	7.9	8.7	9.5	10.4	11.3	12.2	13.1	14.1	15.1	16.2
132.5°	6.6	7.4	8.1	8.9	9.7	10.5	11.3	12.2	13.0	13.9	14.8
135°	6.1	6.9	7.6	8.3	9.0	9.8	10.5	11.3	12.0	12.8	13.5
137.5°	5.7	6.3	7.1	7.7	8.3	9.0	9.7	10.4	11.1	11.7	12.4
140°	5.2	5.8	6.5	7.1	7.7	8.3	8.9	9.5	10.1	10.7	11.3
142.5°	4.7	5.3	5.9	6.5	7.1	7.6	8.1	8.7	9.2	9.8	10.3
145°	4.2	4.8	5.3	5.8	6.3	6.9	7.4	7.9	8.3	8.8	9.2
147.5°	3.7	4.2	4.7	5.2	5.7	6.1	6.6	7.1	7.5	7.9	8.3
150°	3.3	3.7	4.1	4.5	5.0	5.4	5.8	6.2	6.6	7.0	7.4
152.5°	2.9	3.2	3.6	3.9	4.3	4.7	5.1	5.4	5.8	6.1	6.4
155°	2.4	2.8	3.1	3.4	3.7	4.0	4.3	4.6	4.9	5.2	5.5
157.5°	2.0	2.3	2.5	2.8	3.1	3.4	3.6	3.8	4.1	4.3	4.6
160°	1.7	1.9	2.1	2.3	2.5	2.7	3.0	3.2	3.4	3.6	3.7
162.5°	1.4	1.6	1.7	1.9	2.0	2.1	2.3	2.5	2.7	2.8	3.0
165°	1.1	1.2	1.4	1.5	1.6	1.7	1.8	1.9	2.0	2.1	2.2
167.5°	0.9	0.9	1.0	1.1	1.2	1.3	1.4	1.5	1.6	1.7	1.7
170°	0.7	0.7	0.8	0.8	0.9	0.9	1.0	1.0	1.1	1.2	1.2
172.5°	0.4	0.5	0.5	0.6	0.6	0.6	0.7	0.7	0.8	0.8	0.8
175°	0.2	0.3	0.3	0.3	0.3	0.4	0.4	0.4	0.4	0.5	0.5
177.5°	0.1	0.1	0.1	0.1	0.1	0.1	0.1	0.2	0.2	0.2	0.2
180°	0.0	0.0	0.0	0.0	0.0	0.0	0.0	0.0	0.0	0.0	0.0



REPORT NUMBER: G2-2410-241-3

CATALOG NUMBER: 1235-##-#-4LEDG2-120/12-CS

**CANDELA DISTRIBUTION (continued):**

	330°	332.5°	335°	337.5°	340°	342.5°	345°	347.5°	350°	352.5°	355°
0°	0.0	0.0	0.0	0.0	0.0	0.0	0.0	0.0	0.0	0.0	0.0
2.5°	0.2	0.2	0.2	0.2	0.2	0.2	0.2	0.2	0.2	0.2	0.2
5°	0.5	0.5	0.5	0.5	0.6	0.6	0.6	0.6	0.6	0.6	0.6
7.5°	0.8	0.9	0.9	0.9	0.9	0.9	1.0	1.0	1.0	1.0	1.0
10°	1.3	1.3	1.4	1.4	1.5	1.5	1.5	1.5	1.6	1.6	1.6
12.5°	1.8	1.9	1.9	2.0	2.0	2.1	2.1	2.1	2.2	2.2	2.2
15°	2.4	2.5	2.6	2.7	2.8	2.8	2.9	3.0	3.0	3.1	3.1
17.5°	3.1	3.3	3.4	3.5	3.6	3.7	3.8	3.8	3.9	3.9	4.0
20°	3.9	4.1	4.2	4.4	4.5	4.7	4.8	4.9	5.0	5.0	5.1
22.5°	4.8	5.0	5.2	5.4	5.6	5.7	5.8	6.0	6.0	6.1	6.2
25°	5.7	6.0	6.2	6.4	6.6	6.8	7.0	7.1	7.2	7.3	7.4
27.5°	6.7	7.0	7.3	7.5	7.7	7.9	8.1	8.2	8.3	8.4	8.5
30°	7.7	8.0	8.3	8.5	8.8	9.0	9.2	9.4	9.5	9.7	9.7
32.5°	8.6	9.0	9.4	9.7	10.0	10.2	10.5	10.7	10.8	10.9	11.0
35°	9.7	10.1	10.5	10.8	11.2	11.5	11.7	12.0	12.2	12.3	12.4
37.5°	10.7	11.2	11.7	12.1	12.4	12.8	13.2	13.4	13.7	13.9	14.0
40°	11.8	12.4	12.9	13.4	13.9	14.3	14.8	15.1	15.4	15.7	15.9
42.5°	13.0	13.7	14.3	15.0	15.6	16.1	16.6	17.1	17.5	17.8	18.0
45°	14.3	15.1	15.9	16.7	17.4	18.2	18.8	19.5	20.0	20.5	20.8
47.5°	15.8	16.7	17.7	18.7	19.7	20.6	21.6	22.5	23.2	23.8	24.3
50°	17.4	18.5	19.8	21.1	22.5	23.8	25.0	26.3	27.4	28.2	28.8
52.5°	19.2	20.7	22.4	24.1	25.9	27.7	29.4	31.1	32.6	33.7	34.5
55°	21.3	23.3	25.4	27.8	30.1	32.5	34.7	37.0	38.9	40.5	41.6
57.5°	23.8	26.3	29.0	32.1	35.2	38.3	41.2	43.9	46.3	48.3	49.7
60°	26.6	29.7	33.3	37.1	40.9	44.8	48.4	51.6	54.4	56.7	58.4
62.5°	29.7	33.8	38.1	42.6	47.4	51.8	56.0	59.7	62.7	65.1	66.9
65°	33.3	38.1	43.2	48.7	54.0	59.0	63.5	67.4	70.4	72.8	74.6
67.5°	37.1	42.6	48.7	54.7	60.5	65.8	70.4	74.2	77.3	79.6	81.3
70°	40.9	47.4	54.0	60.5	66.6	71.9	76.5	80.2	83.2	85.5	87.1
72.5°	44.8	51.8	59.0	65.8	71.9	77.2	81.6	85.3	88.5	90.4	92.0
75°	48.4	56.0	63.5	70.4	76.5	81.6	86.0	89.6	92.4	94.4	95.8
77.5°	51.6	59.7	67.4	74.2	80.2	85.3	89.6	93.1	95.5	97.4	98.5
80°	54.4	62.7	70.4	77.3	83.2	88.5	92.4	95.5	97.8	99.4	100.5
82.5°	56.7	65.1	72.8	79.6	85.5	90.4	94.4	97.4	99.4	100.9	102.2
85°	58.4	66.9	74.6	81.3	87.1	92.0	95.8	98.5	100.5	102.2	103.4
87.5°	59.7	67.9	75.6	82.3	88.2	93.0	96.6	99.2	101.2	103.0	103.9
90°	59.7	68.3	76.0	82.7	88.5	93.3	96.9	99.4	101.4	103.3	104.1
92.5°	59.7	67.9	75.6	82.3	88.2	93.0	96.6	99.2	101.2	103.0	103.9
95°	58.4	66.9	74.6	81.3	87.1	92.0	95.8	98.5	100.5	102.2	103.4
97.5°	56.7	65.1	72.8	79.6	85.5	90.4	94.4	97.4	99.4	100.9	102.2
100°	54.4	62.7	70.4	77.3	83.2	88.5	92.4	95.5	97.8	99.4	100.5
102.5°	51.6	59.7	67.4	74.2	80.2	85.3	89.6	93.1	95.5	97.4	98.5
105°	48.4	56.0	63.5	70.4	76.5	81.6	86.0	89.6	92.4	94.4	95.8
107.5°	44.8	51.8	59.0	65.8	71.9	77.2	81.6	85.3	88.5	90.4	92.0
110°	40.9	47.4	54.0	60.5	66.6	71.9	76.5	80.2	83.2	85.5	87.1



REPORT NUMBER: G2-2410-241-3

CATALOG NUMBER: 1235-##-#-4LEDG2-120/12-CS

**CANDELA DISTRIBUTION (continued):**

	330°	332.5°	335°	337.5°	340°	342.5°	345°	347.5°	350°	352.5°	355°
112.5°	37.1	42.6	48.7	54.7	60.5	65.8	70.4	74.2	77.3	79.6	81.3
115°	33.3	38.1	43.2	48.7	54.0	59.0	63.5	67.4	70.4	72.8	74.6
117.5°	29.7	33.8	38.1	42.6	47.4	51.8	56.0	59.7	62.7	65.1	66.9
120°	26.6	29.7	33.3	37.1	40.9	44.8	48.4	51.6	54.4	56.7	58.4
122.5°	23.8	26.3	29.0	32.1	35.2	38.3	41.2	43.9	46.3	48.3	49.7
125°	21.3	23.3	25.4	27.8	30.1	32.5	34.7	37.0	38.9	40.5	41.6
127.5°	19.2	20.7	22.4	24.1	25.9	27.7	29.4	31.1	32.6	33.7	34.5
130°	17.4	18.5	19.8	21.1	22.5	23.8	25.0	26.3	27.4	28.2	28.8
132.5°	15.8	16.7	17.7	18.7	19.7	20.6	21.6	22.5	23.2	23.8	24.3
135°	14.3	15.1	15.9	16.7	17.4	18.2	18.8	19.5	20.0	20.5	20.8
137.5°	13.0	13.7	14.3	15.0	15.6	16.1	16.6	17.1	17.5	17.8	18.0
140°	11.8	12.4	12.9	13.4	13.9	14.3	14.8	15.1	15.4	15.7	15.9
142.5°	10.7	11.2	11.7	12.1	12.4	12.8	13.2	13.4	13.7	13.9	14.0
145°	9.7	10.1	10.5	10.8	11.2	11.5	11.7	12.0	12.2	12.3	12.4
147.5°	8.6	9.0	9.4	9.7	10.0	10.2	10.5	10.7	10.8	10.9	11.0
150°	7.7	8.0	8.3	8.5	8.8	9.0	9.2	9.4	9.5	9.7	9.7
152.5°	6.7	7.0	7.3	7.5	7.7	7.9	8.1	8.2	8.3	8.4	8.5
155°	5.7	6.0	6.2	6.4	6.6	6.8	7.0	7.1	7.2	7.3	7.4
157.5°	4.8	5.0	5.2	5.4	5.6	5.7	5.8	6.0	6.0	6.1	6.2
160°	3.9	4.1	4.2	4.4	4.5	4.7	4.8	4.9	5.0	5.0	5.1
162.5°	3.1	3.3	3.4	3.5	3.6	3.7	3.8	3.8	3.9	3.9	4.0
165°	2.4	2.5	2.6	2.7	2.8	2.8	2.9	3.0	3.0	3.1	3.1
167.5°	1.8	1.9	1.9	2.0	2.0	2.1	2.1	2.1	2.2	2.2	2.2
170°	1.3	1.3	1.4	1.4	1.5	1.5	1.5	1.5	1.6	1.6	1.6
172.5°	0.8	0.9	0.9	0.9	0.9	0.9	1.0	1.0	1.0	1.0	1.0
175°	0.5	0.5	0.5	0.5	0.6	0.6	0.6	0.6	0.6	0.6	0.6
177.5°	0.2	0.2	0.2	0.2	0.2	0.2	0.2	0.2	0.2	0.2	0.2
180°	0.0	0.0	0.0	0.0	0.0	0.0	0.0	0.0	0.0	0.0	0.0





REPORT NUMBER: G2-2410-241-3  
CATALOG NUMBER: 1235-##-#-4LEDG2-120/12-CS

**CANDELA DISTRIBUTION (continued):**

	357.5°	360°
0°	0.0	0.0
2.5°	0.2	0.2
5°	0.6	0.6
7.5°	1.0	1.0
10°	1.6	1.6
12.5°	2.2	2.2
15°	3.1	3.1
17.5°	4.0	4.0
20°	5.1	5.1
22.5°	6.2	6.2
25°	7.4	7.4
27.5°	8.5	8.5
30°	9.8	9.8
32.5°	11.1	11.1
35°	12.5	12.5
37.5°	14.1	14.1
40°	16.0	16.0
42.5°	18.2	18.2
45°	21.0	21.0
47.5°	24.6	24.6
50°	29.3	29.3
52.5°	35.2	35.2
55°	42.5	42.5
57.5°	50.8	50.8
60°	59.7	59.7
62.5°	67.9	68.3
65°	75.6	76.0
67.5°	82.3	82.7
70°	88.2	88.5
72.5°	93.0	93.3
75°	96.6	96.9
77.5°	99.2	99.4
80°	101.2	101.4
82.5°	103.0	103.3
85°	103.9	104.1
87.5°	104.2	104.2
90°	104.2	104.8
92.5°	104.2	104.2
95°	103.9	104.1
97.5°	103.0	103.3
100°	101.2	101.4
102.5°	99.2	99.4
105°	96.6	96.9
107.5°	93.0	93.3
110°	88.2	88.5

REPORT NUMBER: G2-2410-241-3  
CATALOG NUMBER: 1235-##-#-4LEDG2-120/12-CS

**CANDELA DISTRIBUTION (continued):**

	357.5°	360°
112.5°	82.3	82.7
115°	75.6	76.0
117.5°	67.9	68.3
120°	59.7	59.7
122.5°	50.8	50.8
125°	42.5	42.5
127.5°	35.2	35.2
130°	29.3	29.3
132.5°	24.6	24.6
135°	21.0	21.0
137.5°	18.2	18.2
140°	16.0	16.0
142.5°	14.1	14.1
145°	12.5	12.5
147.5°	11.1	11.1
150°	9.8	9.8
152.5°	8.5	8.5
155°	7.4	7.4
157.5°	6.2	6.2
160°	5.1	5.1
162.5°	4.0	4.0
165°	3.1	3.1
167.5°	2.2	2.2
170°	1.6	1.6
172.5°	1.0	1.0
175°	0.6	0.6
177.5°	0.2	0.2
180°	0.0	0.0

(END OF REPORT)